

ASSEMBLY INSTRUCTIONS

Description: Damien Accent Table



Important safety instructions:

- Please carefully read all instructions before assembling.
- Keep instructions for future use.


Pre-assembly:


- Do not discard any contents until after assembly is complete to avoid accidentally discarding small parts or hardware.
- Remove all parts and hardware from box along with any plastic protective packaging.

Parts List

Item	Description		QTY
P1	Glass		1
P2	Table Base		1

Hardware List

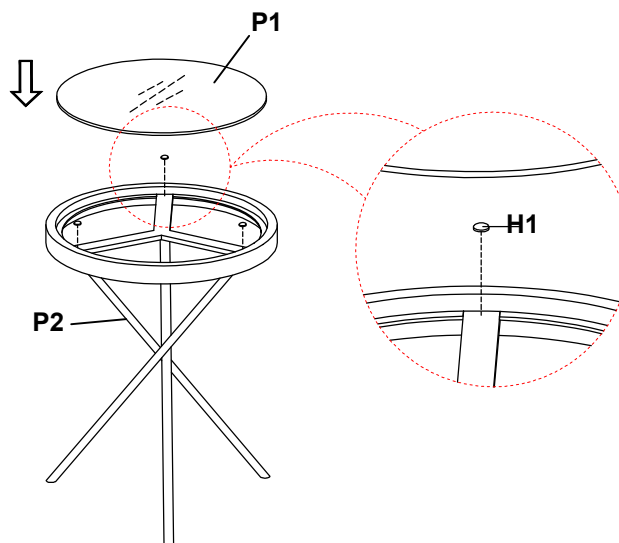
Item	Description		QTY
H1	Clear Plastic Pads		3



Assembly Procedures:

1. Assemble the table on a flat, soft surface such as a carpet or cloth to prevent scratching the finish.
- 1) Place the clear plastic pad (H1) on the top of table base (P2) as shown below.
- 2) Gently lay the glass (P1) on the table base (P2). Assembly is complete.

(H1)x 3 Clear Plastic Pads 



Thank you for your purchase