



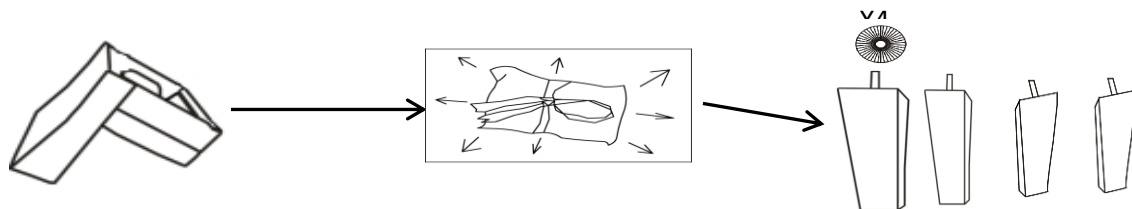


Assembly Instruction--Lucia Accent Chair

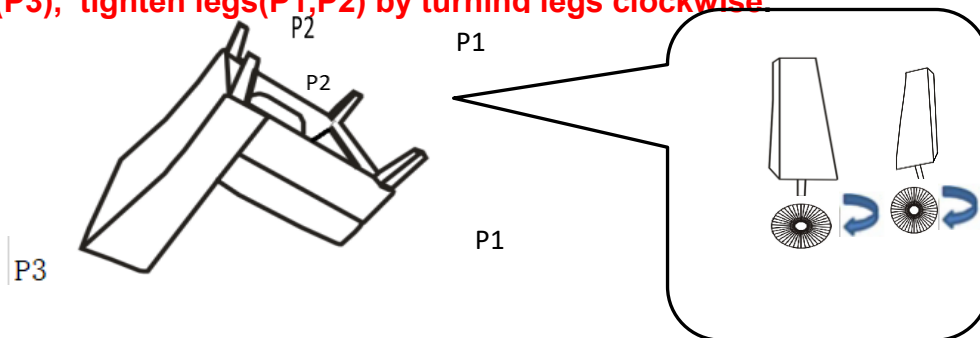
PARTS #	PARTS NAME	DRAWING	QTY
P1	FRONT LEGS		2
P2	BACK LEGS		2
P3	CHAIR		1

Hardware#	PARTS NAME	DRAWING	QTY
H1	Washer		4

1. Turn the chair upside down and lay on protective carpet, open the black fabric on bottom and take **out** the legs and hardwares .



2. Turn over the chair and lay on protective carpet ,using washers (H1) **to connect legs(P1,P2) to chair (P3), tighten legs(P1,P2) by turning legs clockwise.**



3. Place the chair upright on a level surface. Assemble is complete.

