











Signature MADISON PARK YARDLEY 7 DRAWER DRESSER

Assembly instructions:

PARTS LIST

No.	DESCRIPTION	IMAGE	QTY
P1	BOTTOM CABINET		1
P2	LEG		4
P3	CENTER LEG		1
P4	TOP CABINET		1

HARDWARE LIST

No.	DESCRIPTION	IMAGE	QTY
H1	BOLT Ø1/4" x 3/4"		10
H2	ALLEN KEY Ø1/4" x 2-3/8"		1
H3	BOLT Ø1/4" x 1-3/8"		8
H4	SPRING WASHER Ø1/4"		8
H5	FLAT WASHER Ø1/4"		8
H6	TILT KIT BRACKET		1

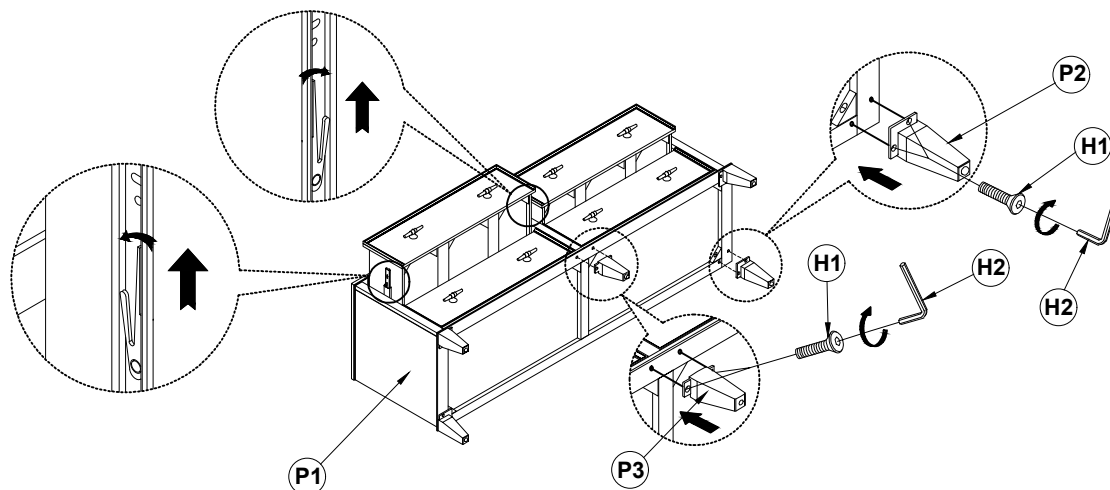
NOTE: PO# is located underneath/ at the back panel of each item.
Please be prepared to provide this # should any claim be necessary.

CAUTION: Item is heavy. Assembly should be performed by two people

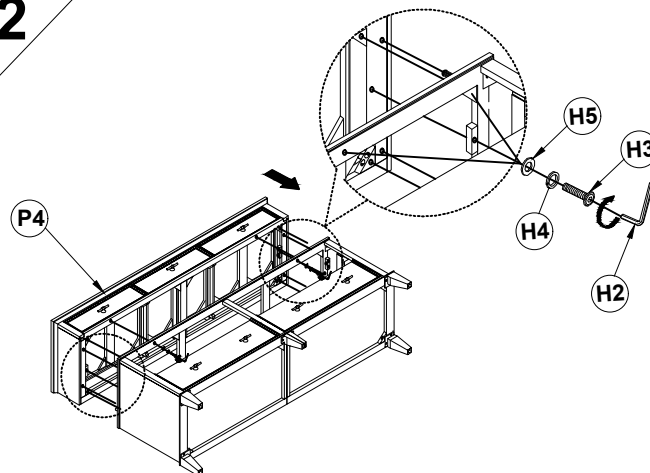
DISCLAIMER:

When properly assembled, this item is safe for intended use. Seller is not liable for any damages resulting from item being improperly assembled after purchase.

1

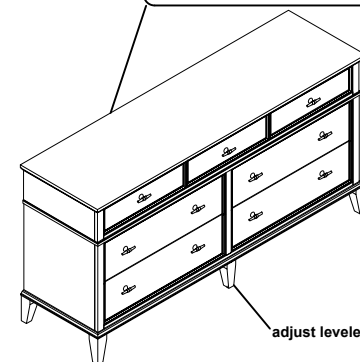


2



3

Anti Tip Kit has been attached to the product. Please, read guideline thoroughly and then install immediately to prevent product from tipping.



ASSEMBLY COMPLETE

Warning

Serious or fatal injuries can occur from furniture tip-over. To help prevent furniture tip-over:
Use provided mounting hardware to secure furniture to the wall. This may reduce but not eliminate the risk of furniture tip-over.
Do not allow children to climb on furniture.
Keep remote controls, toys, and other items that might attract children off of this product.
Unless specifically designed to accommodate, do not set televisions or other heavy objects on top of this product.