

MADISON DRESSER

Assembly Instructions.

No.	DESCRIPTION	IMAGE	QTY
P1	MADISON DRESSER		1
P2	FEET		4

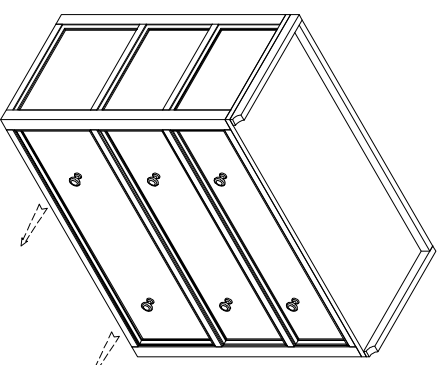
HARDWARE LIST

No.	DESCRIPTION	IMAGE	QTY
H1	BOLT (Ø1/4"×3/4")		8
H2	SPRING WASHER(Ø1/4"×13*1.2)		8
H3	FLAT WASHER (Ø1/4"×19*1.8)		8
H4	ALLEN KEY (L57MM*4MM)		1
H5	TIPPING RESTRAINT		1SET

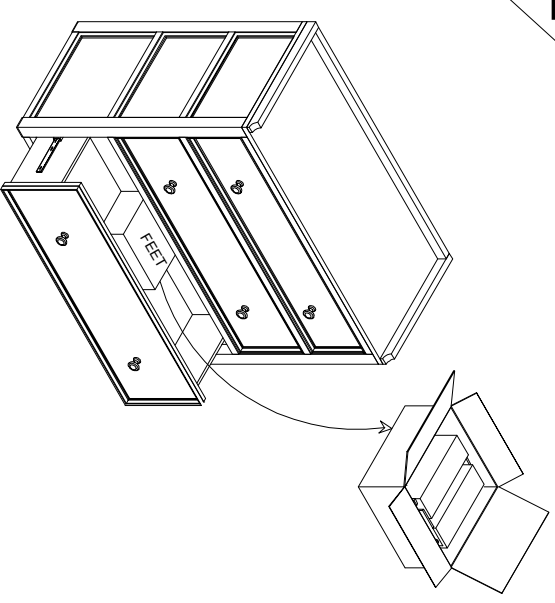
NOTE: PO # is located underneath/ at the back side of each item. Please be prepared to provide this # should any claim be necessary.

CAUTION: Item is heavy. Assembly should be performed by two people.

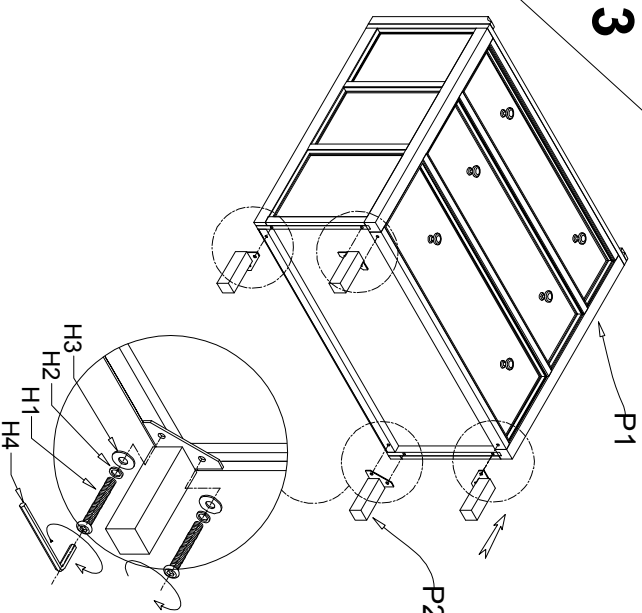
1



2

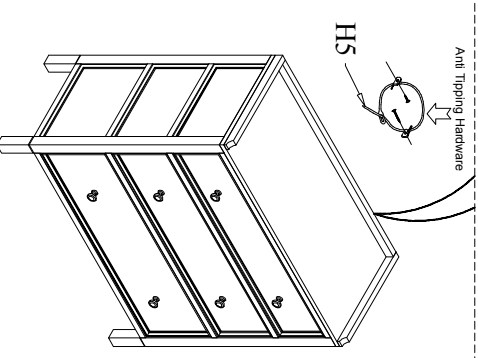


3



4

★ Remark : There is a tip restraint kit provided on the back of this product. Please read the directions thoroughly and install immediately when placed in home.



ASSEMBLY COMPLETE