





YARDLEY NIGHTSTAND

Assembly instructions:

PARTS LIST

No.	DESCRIPTION	IMAGE	QTY
P1	CABINET BODY		1
P2	LEGS		4

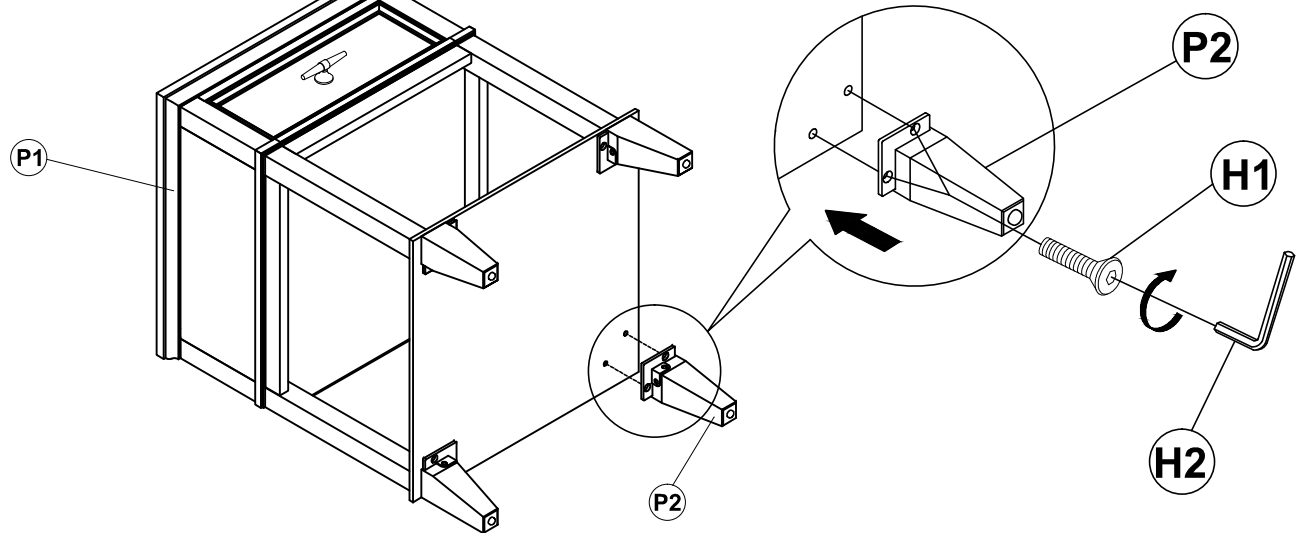
HARDWARE LIST

No.	DESCRIPTION	IMAGE	QTY
H1	BOLT (Ø6.3*20mm)		8
H2	ALLEN KEY		1

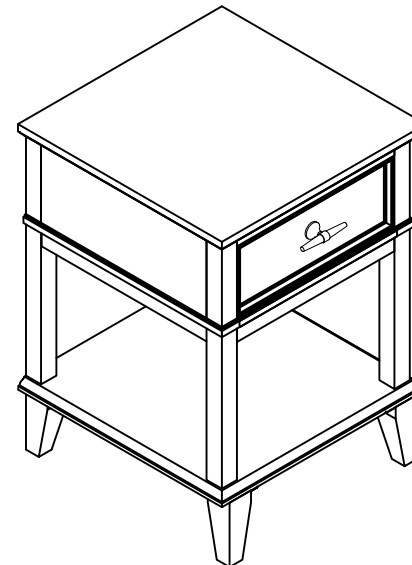
NOTE: PO# is located underneath/ at the back panel of each item . Please be prepared to provide this # should any claim be necessary.

CAUTION: Item is heavy. Assembly should be performed by two people.

1



2



ASSEMBLED COMPLETE