









## ELEANOR NIGHTSTAND "X" LEGS

Assembly instructions:

## PARTS LIST

No.	DESCRIPTION	IMAGE	QTY
P1	CABINET BODY		1
P2	FRONT LEG		1
P3	BACK LEG		1
P4	STETCHER		1

## HARDWARE LIST

No.	DESCRIPTION	IMAGE	QTY
H1	BOLT		5
H2	SPRING WASHER		5
H3	FLAT WASHER		5
H4	ALLEN KEY		1

**NOTE:** PO# is located underneath/ at the back panel of each item . Please be prepared to provide this # should any claim be necessary.

**CAUTION:** Item is heavy. Assembly should be performed by two people.

