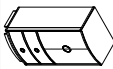









Signature
MADISONPARK BURGESS LINGERIE CHEST

Assembly instructions:

PART LIST

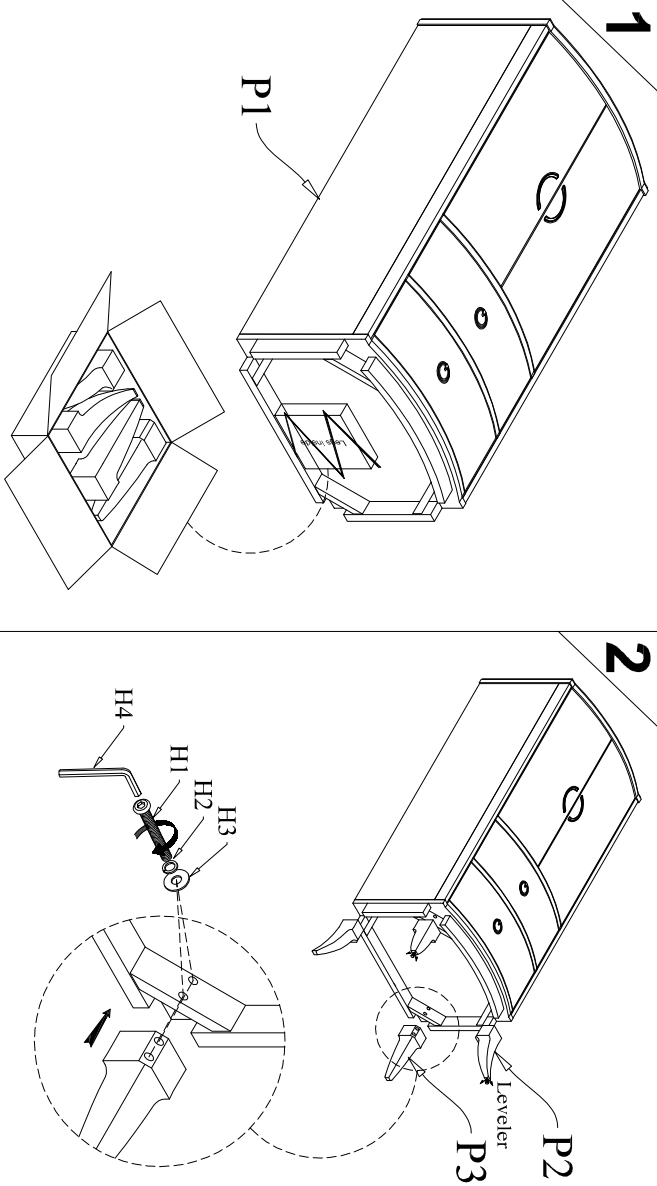
No.	DESCRIPTION	IMAGE	QTY
P1	CABINET BODY		1
P2	FRONT LEGS W/ LEVELER		2
P3	BACK LEGS		2

HARDWARE LIST

No.	DESCRIPTION	IMAGE	QTY
H1	BOLT(Ø1/4 * 2")		8
H2	SPRING WASHER(Ø1/4*13* 1.2MM)		8
H3	FLAT WASHER(Ø1/4*19* 1.8MM)		8
H4	ALLEN KEY(L57MM *4MM)		1
H5	TIPPING RESTRAINT		1 SET

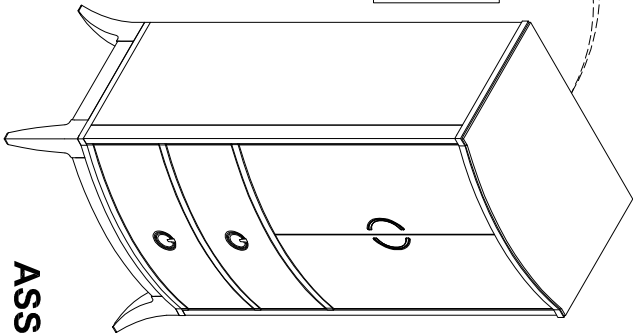
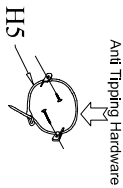
NOTE: PO# is located underneath/ at the back panel of each item. Please be prepared to provide this # should any claim be necessary.

CAUTION: Item is heavy. Assembly should be performed by two people.



3

★ Remark : there is a tip restraint kit provided on the back of this product. Please read the directions thoroughly and install immediately when placed in home.



ASSEMBLED COMPLETE