






# YARDLEY BACHELOR CHEST

Assembly instructions:

## PARTS LIST

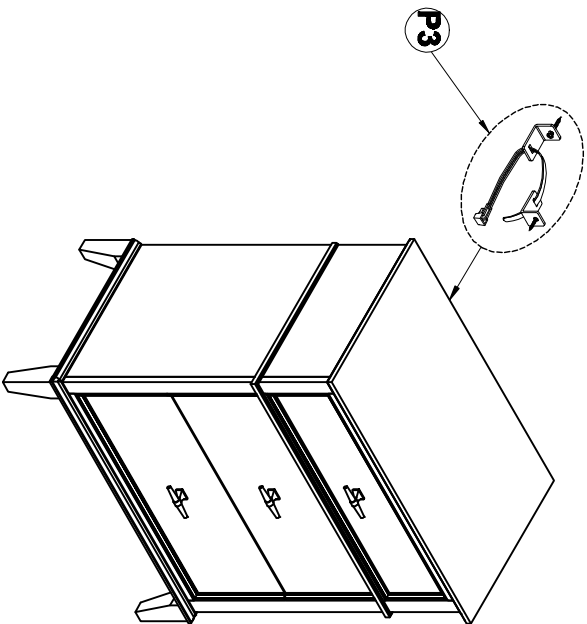
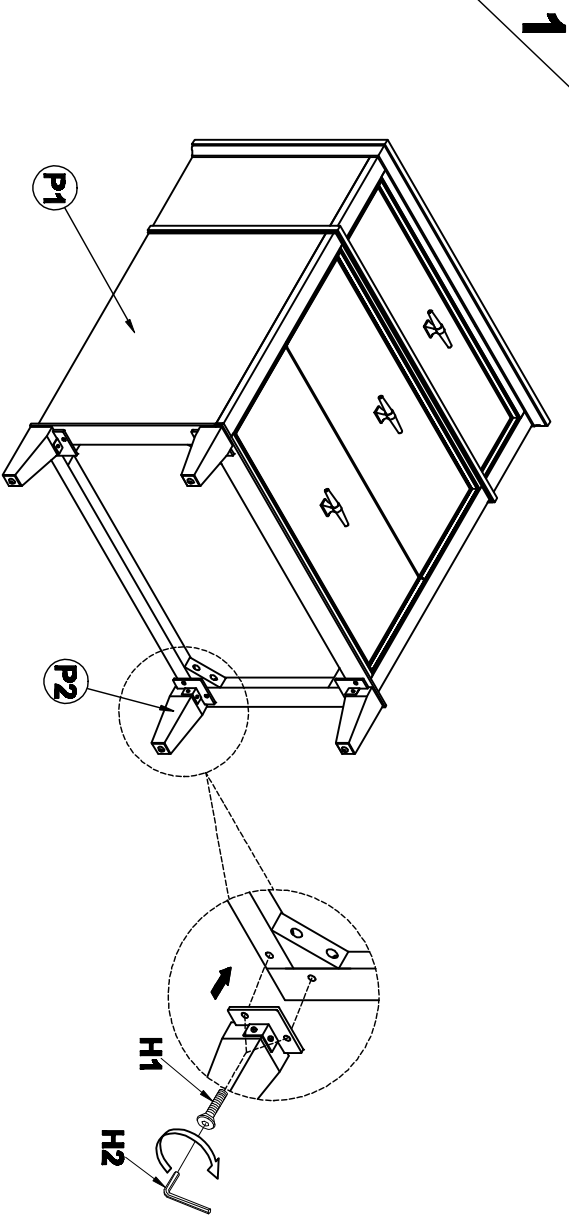
No.	DESCRIPTION	IMAGE	QTY
P1	CABINET BODY		1
P2	LEG		4
P3	TILT KIT BRACKET		1

## HARDWARE LIST

No.	DESCRIPTION	IMAGE	QTY
H1	BOLT		8
H2	ALLEN KEY		1

**NOTE:** PO# is located underneath/ inside of each item. Please be prepared to provide this # should any claim be necessary.

**CAUTION:** Item is heavy assembly should be performed by two people.



**ASSEMBLED COMPLETE**