

ELEANOR ROUND TABLE

Assembly instructions:

PARTS LIST

No.	DESCRIPTION	IMAGE	QTY
P1	TOP PANEL		1
P2	MENDING PLATE		1
P3	POST		1
P4	LEG		4

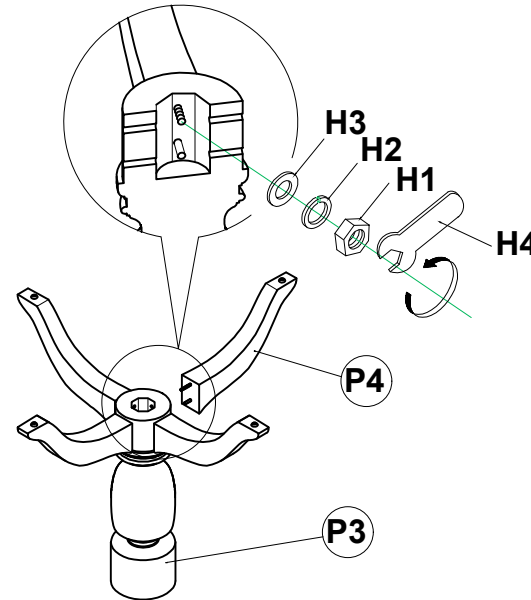
HARDWARE LIST

No.	DESCRIPTION	IMAGE	QTY
H1	HEX NUT		4
H2	SPRING WASHER		12
H3	FLAT WASHER		12
H4	WRENCH		1
H5	BOLT		8
H6	ALLEN KEY		1

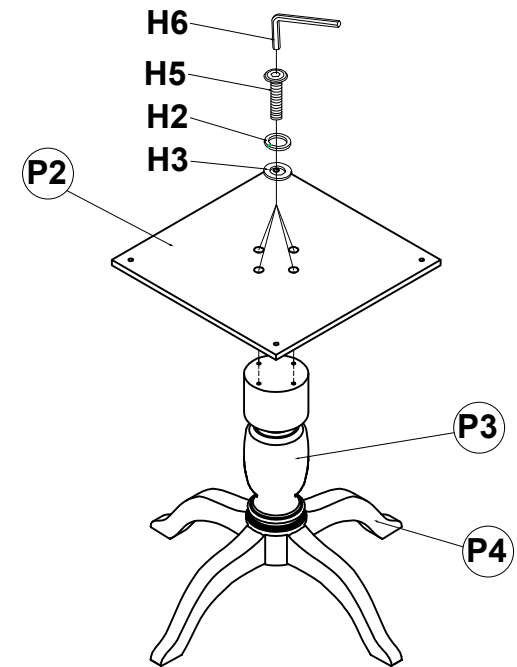
NOTE: PO# is located underneath/ at the back panel of each item . Please be prepared to provide this # should any claim be necessary.

CAUTION: Item is heavy. Assembly should be performed by two people.

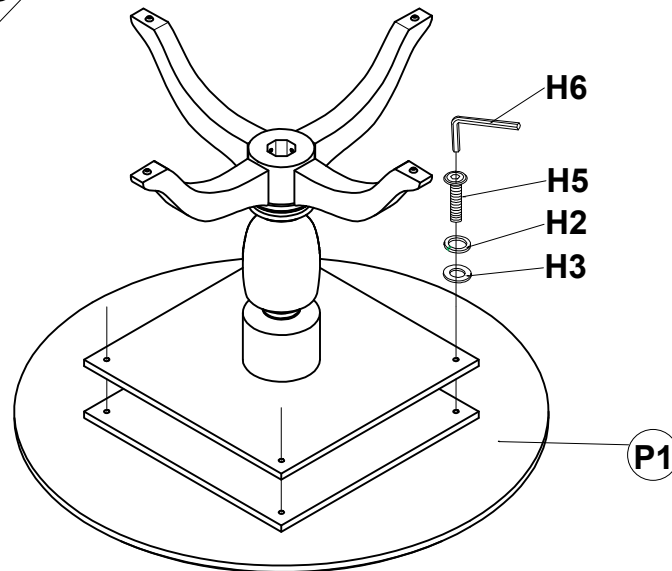
1



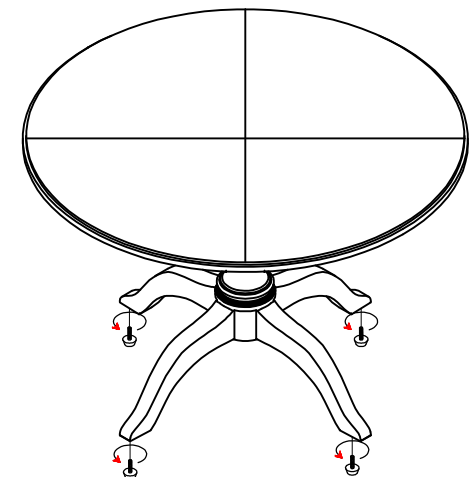
2



3



4



ASSEMBLED COMPLETE