







MARIE OVAL DINING TABLE

Assembly instructions:

PARTS LIST

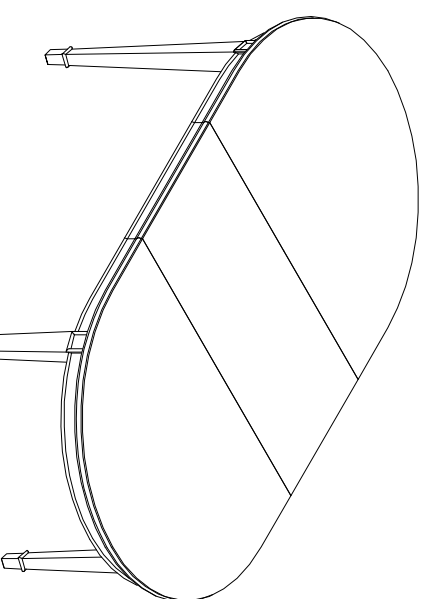
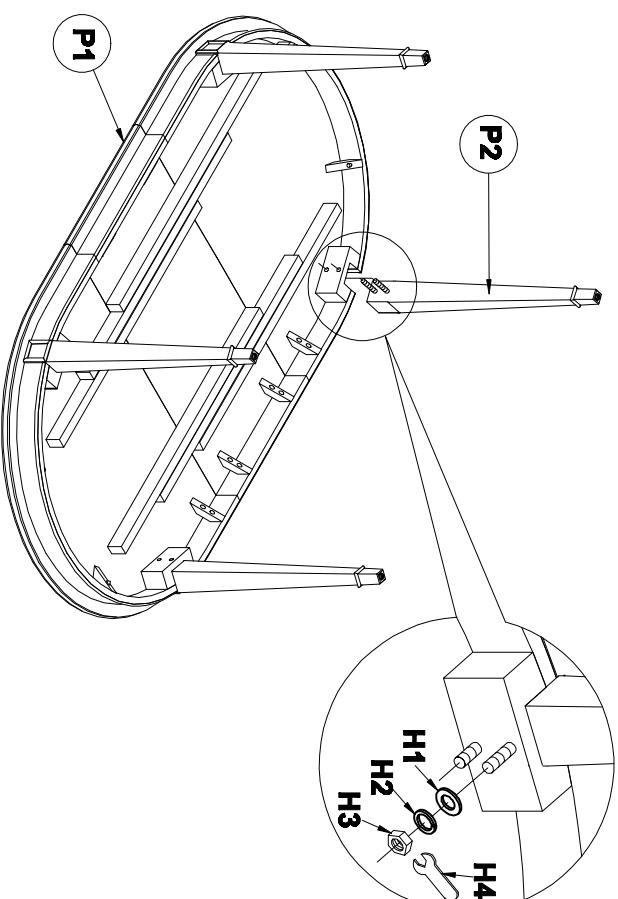
No.	DESCRIPTION	IMAGE	QTY
P1	TOP FRAME		1
P2	LEG		4

HARDWARE LIST

No.	DESCRIPTION	IMAGE	QTY
H1	FLAT WASHER		8
H2	SPRING WASHER		8
H3	HEX NUT		8
H4	WRENCH		1

NOTE: PO# is located underneath/ inside of each item. Please be prepared to provide this # should any claim be necessary.

CAUTION: Item is heavy assembly should be performed by two people.



ASSEMBLED COMPLETE