
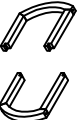







*Signature*  
**MADISONPARK Nob Hill End Table**

Assembly Instructions:

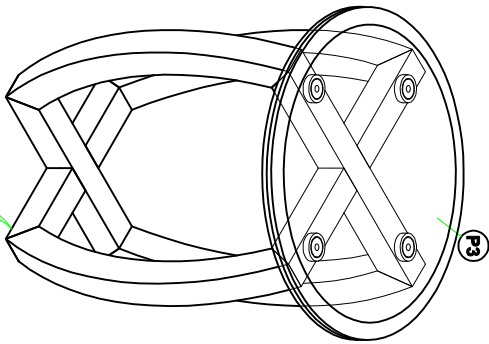
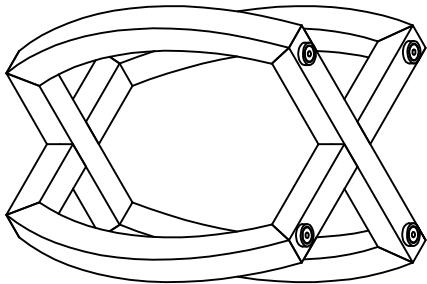
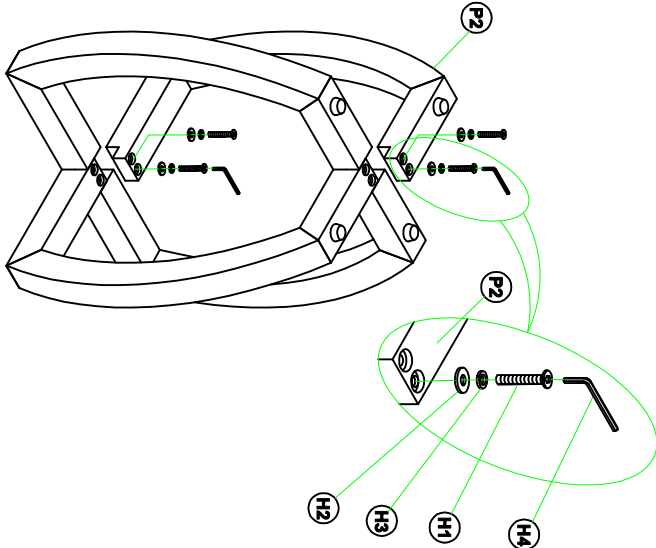
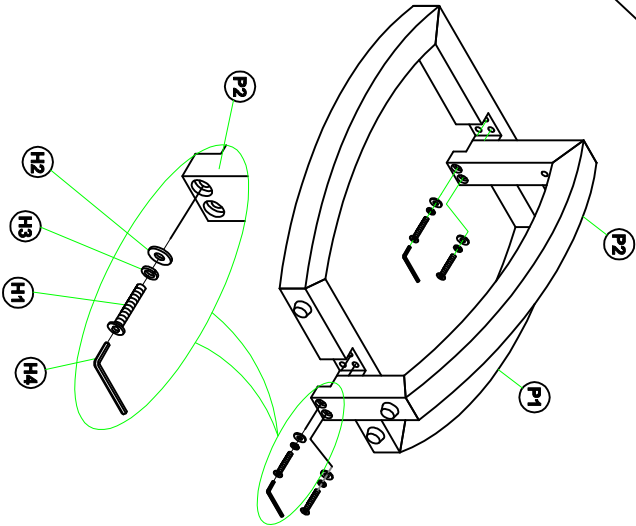
PARTS LIST		
NO.	DESCRIPTION	IMAGE
P1	LONG LEG FRAME	
P2	SHORT LEG FRAMES	
P3	TOP GLASS	

**PARTS LIST**

NO.	DESCRIPTION	IMAGE	QTY
H1	BOLT (1/4x35)		8
H2	FLAT WASHER (Ø14xØ8x1)		8
H3	SPRING WASHER (Ø12xØ8x1)		8
H4	ALLEN KEY		1

**NOTE:** PO# is located underneath/ at the back panel of each item. Please be prepared to provide this # should any claim be necessary

**CAUTION:** Item is heavy. Assembly should be preformed by two people



Adjust leveler for balance

**ASSEMBLY COMPLETED**