








Signature
MADISON PARK Nob Hill Coffee Table

Assembly Instructions:

PARTS LIST

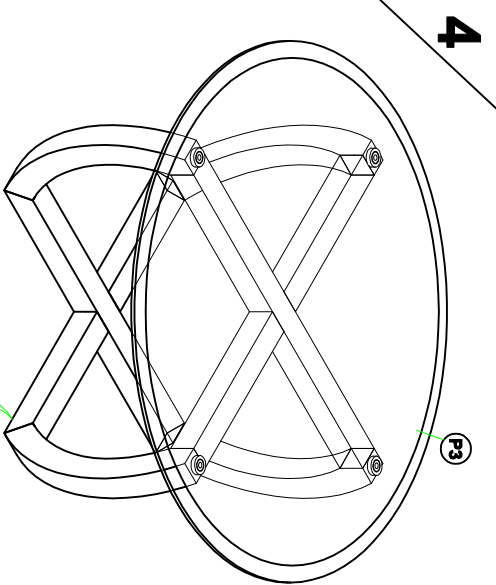
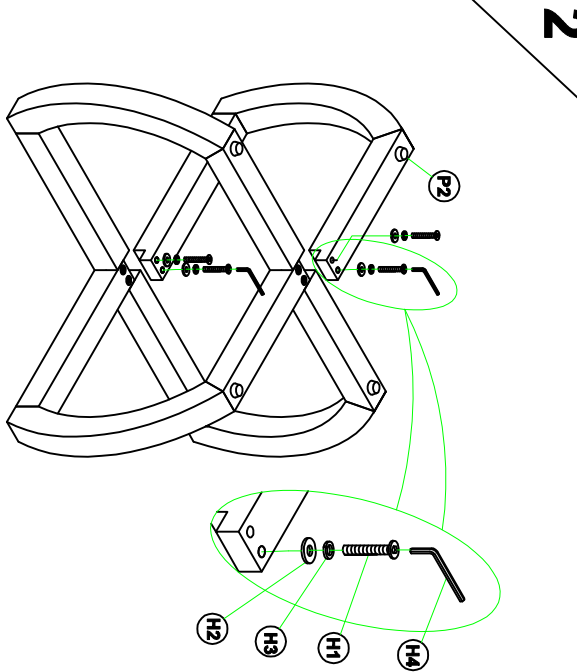
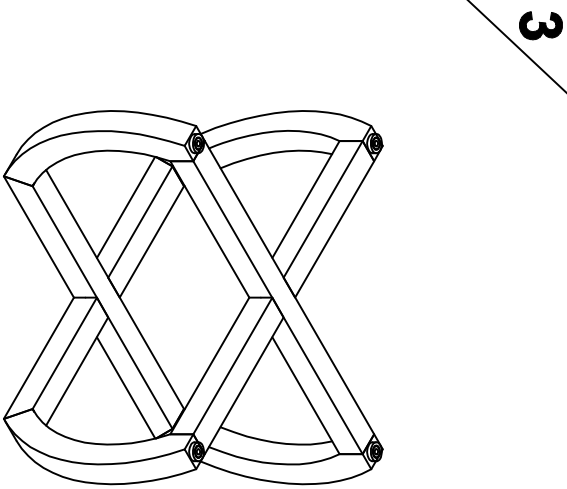
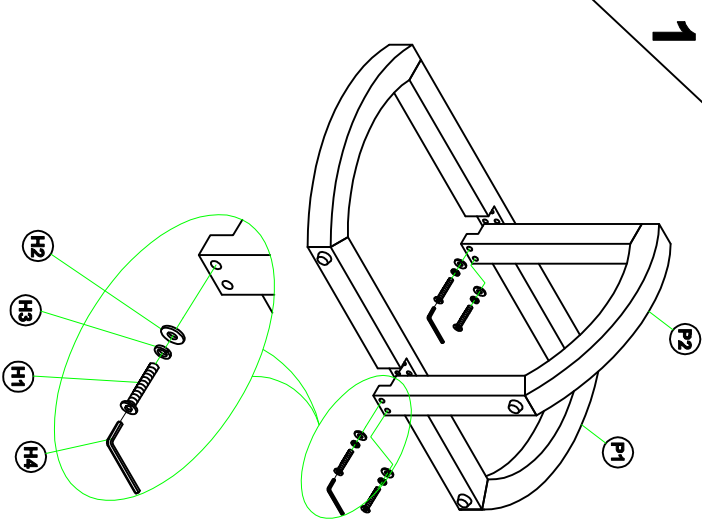
NO.	DESCRIPTION	IMAGE	QTY
P1	LONG LEG FRAME		1
P2	SHORT LEG FRAMES		2
P3	TOP GLASS		1

PARTS LIST

NO.	DESCRIPTION	IMAGE	QTY
H1	BOLT (1/4x35)		8
H2	FLAT WASHER (Ø14xØ8x1)		8
H3	SPRING WASHER (Ø12xØ8x1)		8
H4	ALLEN KEY		1

NOTE: PO# is located underneath/ at the back panel of each item. Please be prepared to provide this # should any claim be necessary

CAUTION: Item is heavy. Assembly should be preformed by two people



Adjust leveler for balance

ASSEMBLY COMPLETED