

## ASSEMBLY INSTRUCTIONS

**Description:** Voyager End table




### Important safety instructions:

- Please carefully read all instructions before assembling the table.
- For your safety and ease, assembly by two or more adults is recommended.
- Keep instructions for future use.





### Pre-assembly:

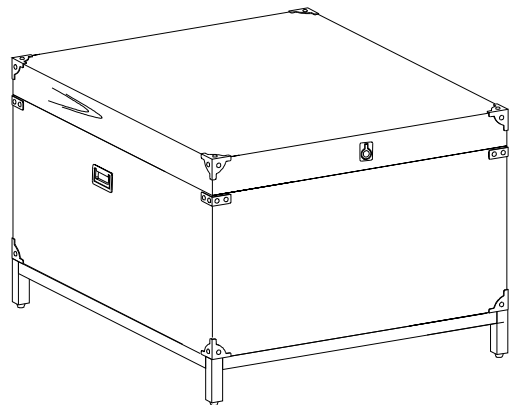
- Do not discard any contents until after assembly is complete to avoid accidentally discarding small parts or hardware.
- Remove all parts and hardware from box along with any plastic protective packaging.

### Parts List

Item	Description	QTY
P1	Table Top 	1
P2	Bottom Rails 	2
P3	Side leg Frames 	2

### Hardware List

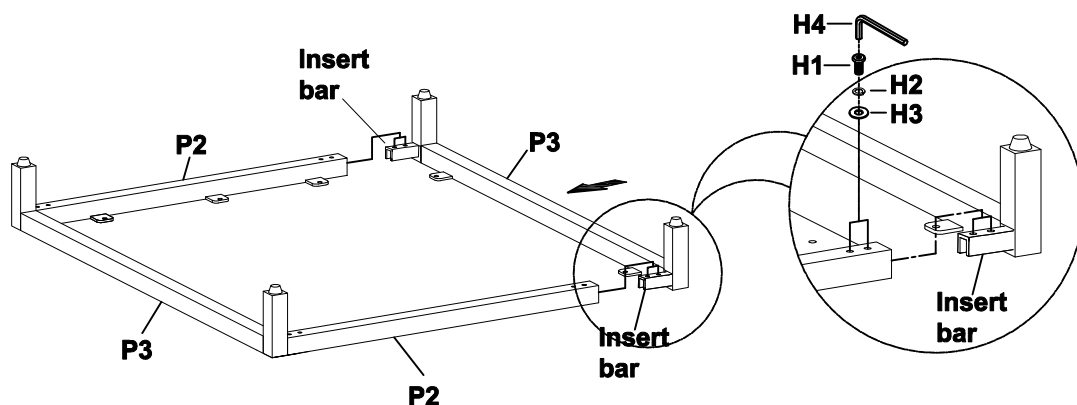
Item	Description	QTY
H1	Bolts Ø1/4*5/8" 	18
H2	Lock Washers 1/4" 	18
H3	Flat Washers 1/4" 	18
H4	Allen Wrench 1/4" 	1



### Assembly Procedures:

**Step 1.** Assemble the table on a flat, soft surface such as a carpet or cloth to prevent scratching the finish.  
**Loosely** attach each side leg frame (P3) to bottom rails (P2) as shown below.

- (H1)x8 Bolts Ø1/4\*5/8" 
- (H2)x8 Lock Washers 1/4" 
- (H3)x8 Flat Washers 1/4" 
- (H4)x1 Allen Wrench 1/4" 



Step 2. Attach the base to the bottom of table top (P1) as shown below. Securely tighten the bolts with Allen wrench (H4) .

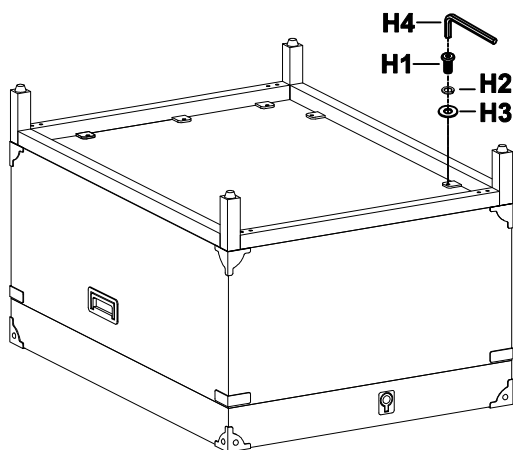
(H1)x10 Bolts  $\varnothing 1/4 \times 5/8$ "



(H2)x10 Lock Washers 1/4"

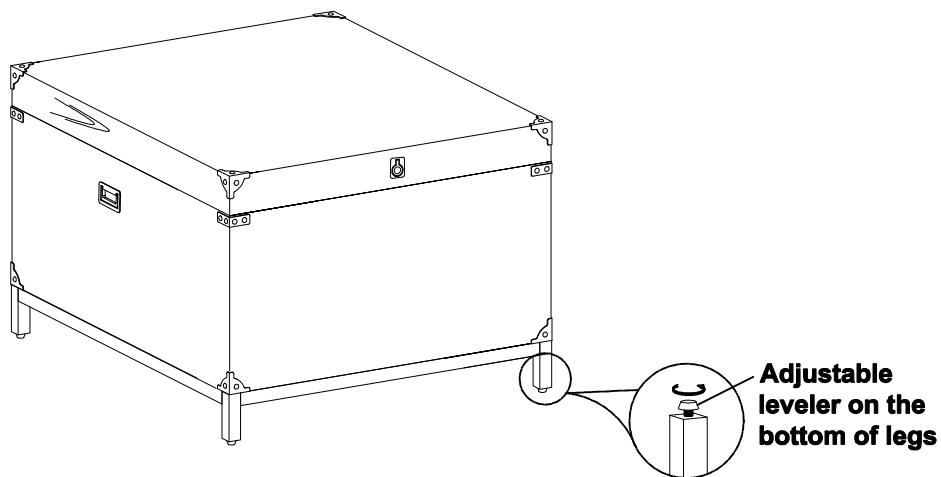


(H3)x10 Flat Washers 1/4"



Step 3.

- 1) Securely tighten the bolts with Allen wrench (H4). Turn the assembled table to an upright position.
- 2) **Leveler adjustment:** Levelers are installed on the legs and adjust as needed to make sure the table is level. Assembly is complete.



**Caution:** Failure to follow these instructions may cause the bolts to misalign during assembly.

**ADDITIONAL NOTE ABOUT SAFETY: BOLTS MAY LOOSEN DURING NORMAL EVERYDAY USE. THEY SHOULD BE PERIODICALLY INSPECTED AND RE-TIGHTENED TO PREVENT DAMAGE OR INJURY. ALWAYS CHECK TO BE SURE THAT ALL HARDWARE IS KEPT TIGHTENED.**

Thank you for your purchase