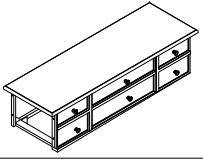
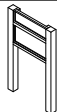
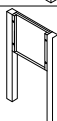







# Signature MADISON PARK MADISON CONSOLE TABLE

Assembly instructions:

## PART LIST

No.	DESCRIPTION	IMAGE	QTY
P1	MADISON CONSOLE TABLE		1
P2	SIDE PANEL LEFT		1
P3	SIDE PANEL RIGHT		1

## HARDWARE LIST

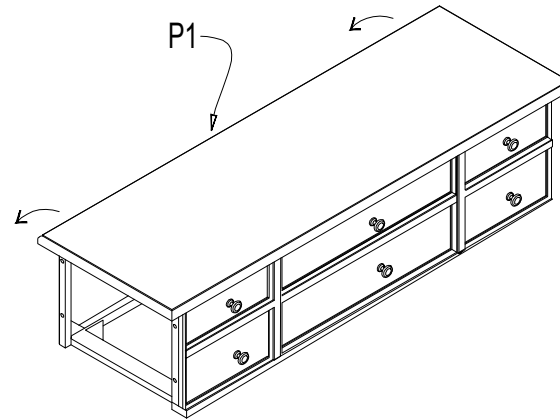
No.	DESCRIPTION	IMAGE	QTY
H1	BOLT(Ø1/4 * 1-3/4")		8
H2	SPRING WASHER(Ø1/4*13* 1.2MM)		8
H3	FLAT WASHER(Ø1/4*19* 1.8MM)		8
H4	ALLEN KEY(L57MM *4MM)		1
H5	TIPPING RESTRAINT		1 SET

**NOTE:** PO# is located underneath/ inside of each item. Please be prepared to provide this # should any claim be necessary.

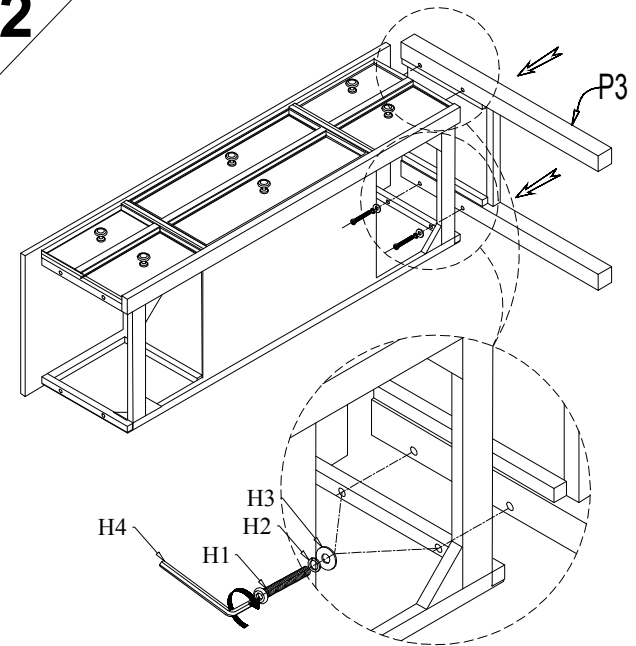
**CAUTION:** Item is heavy assembly should be performed by two people.

**DISCLAIMER:** When properly assembled, this item is safe for intended use. Seller is not liable for any damages resulting from item being improperly assembled after purchase.

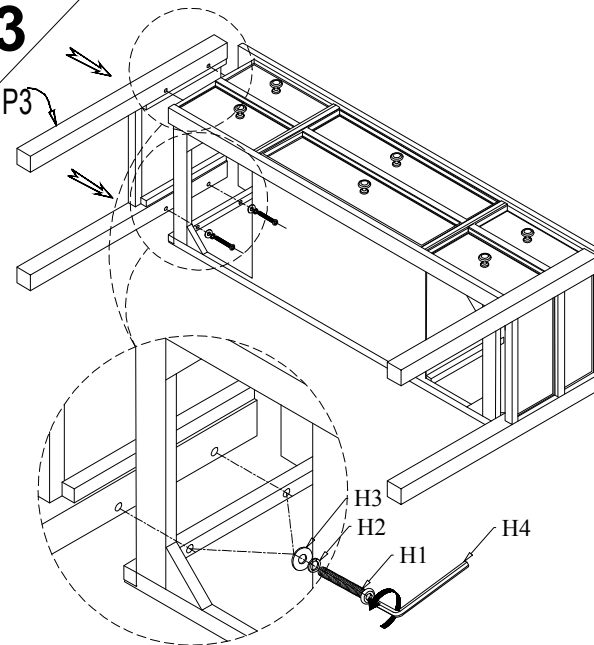
1



2

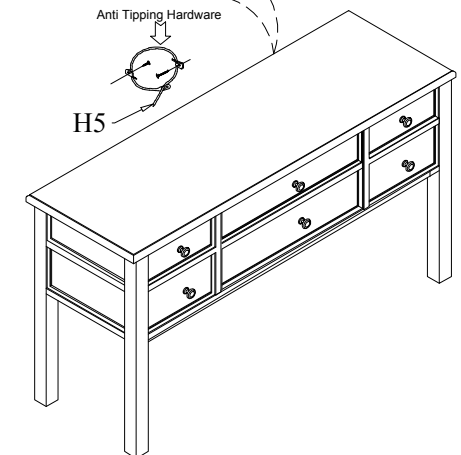


3



4

★ Remark : there is a tip restraint kit provided on the back of this product. Please read the directions thoroughly and install immediately when placed in home.



**ASSEMBLED COMPLETE**