







MADISON COFFEE TABLE

Assembly Instructions:

PART LIST

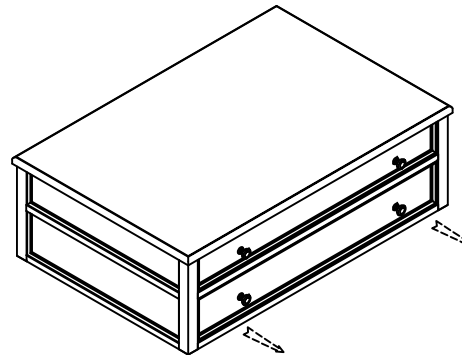
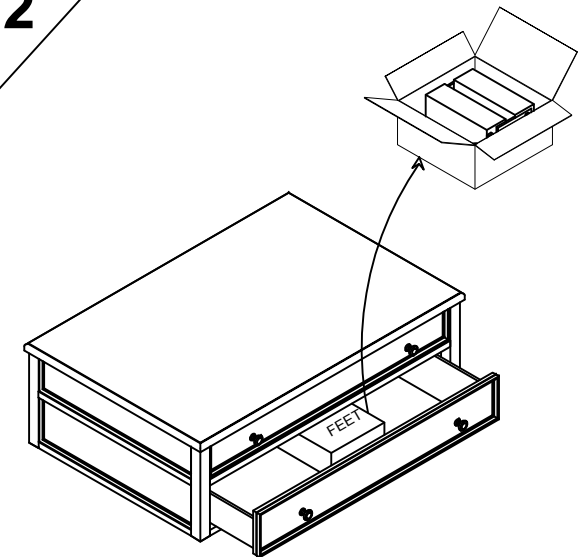
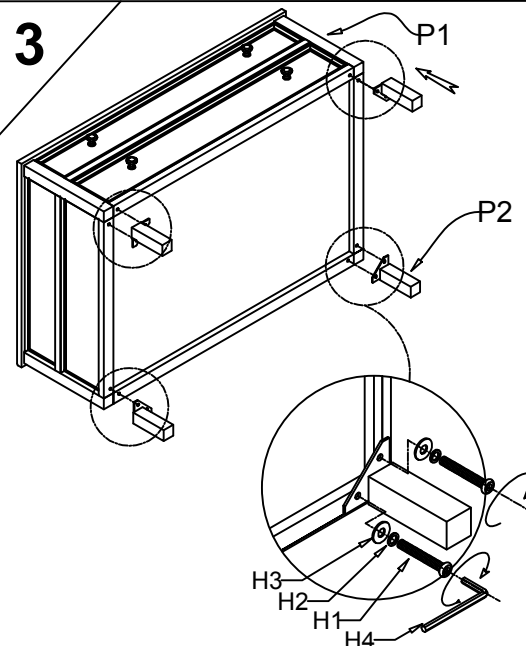
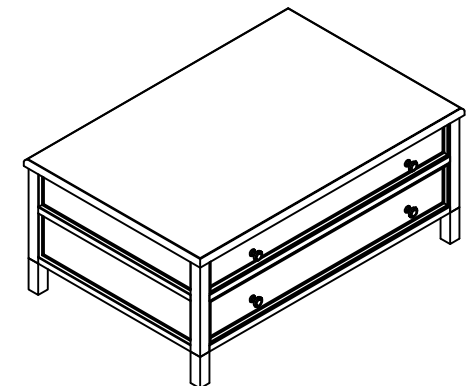
| No. | DESCRIPTION | IMAGE | QTY |
|-----|----------------------|---|-----|
| P1 | MADISON COFFEE TABLE |  | 1 |
| P2 | FEET |  | 4 |

HARDWARE LIST

| No. | DESCRIPTION | IMAGE | QTY |
|-----|-----------------------------|---|-----|
| H1 | BOLT (Ø1/4"*3/4") |  | 8 |
| H2 | SPRING WASHER(Ø1/4"*13*1.2) |  | 8 |
| H3 | FLAT WASHER (Ø1/4"*19*1.8) |  | 8 |
| H4 | ALLEN KEY (L57MM*4MM) |  | 1 |

NOTE: PO# is located underneath/ at the back panel of each item. Please be prepared to provide this # should any claim be necessary.

CAUTION: Is heavy. Assembly should be performed by two people.

1**2****3****4**

ASSEMBLY COMPLETED