







# BECKETT CONSOLE TABLE

*Assembly instructions:*

## PARTS LIST

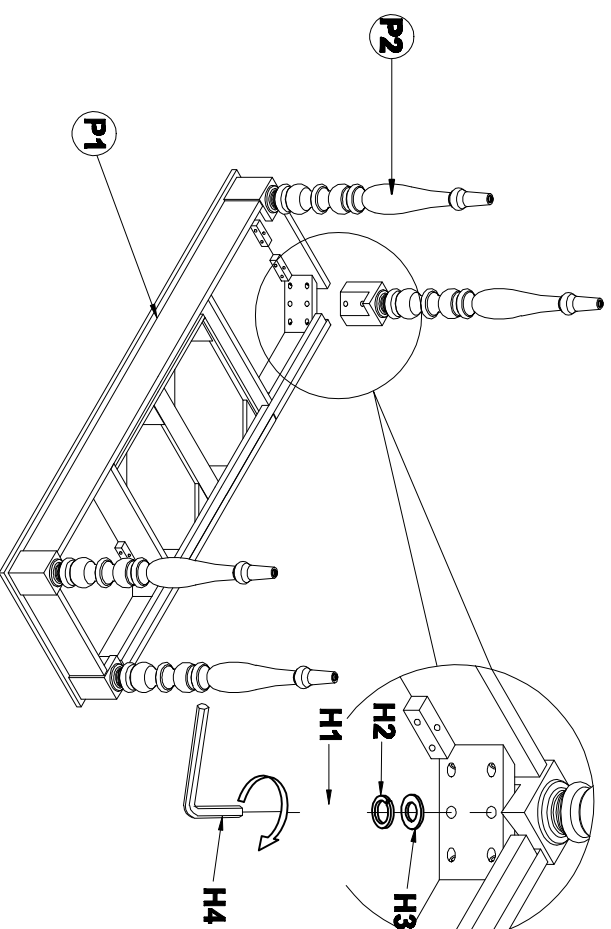
No.	DESCRIPTION	IMAGE	QTY
P1	TOP FRAME		1
P2	LEG		4

## HARDWARE LIST

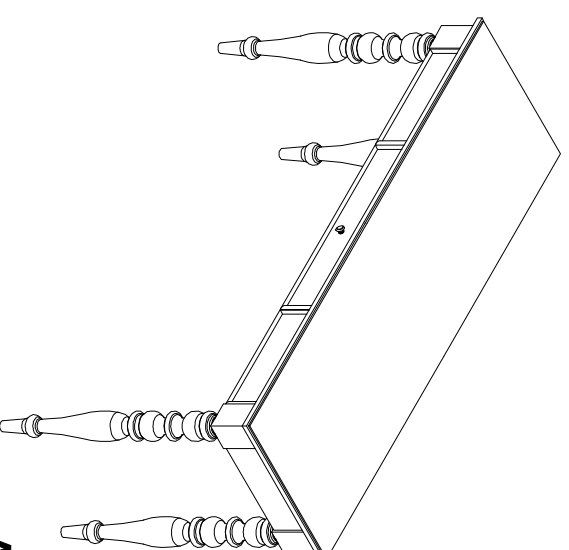
No.	DESCRIPTION	IMAGE	QTY
H1	BOLT		8
H2	SPRING WASHER		8
H3	FLAT WASHER		8
H4	ALLEN KEY		1

**NOTE:** PO# is located underneath/ inside of each item. Please be prepared to provide this # should any claim be necessary.

**CAUTION:** Item is heavy assembly should be performed by two people.



**N**



## ASSEMBLED COMPLETE