






# MARIE CONSOLE TABLE

Assembly instructions:

## PARTS LIST

No.	DESCRIPTION	IMAGE	QTY
P1	TOP FRAME		1
P2	LEG		6
P3	TILT KIT BRACKET		1

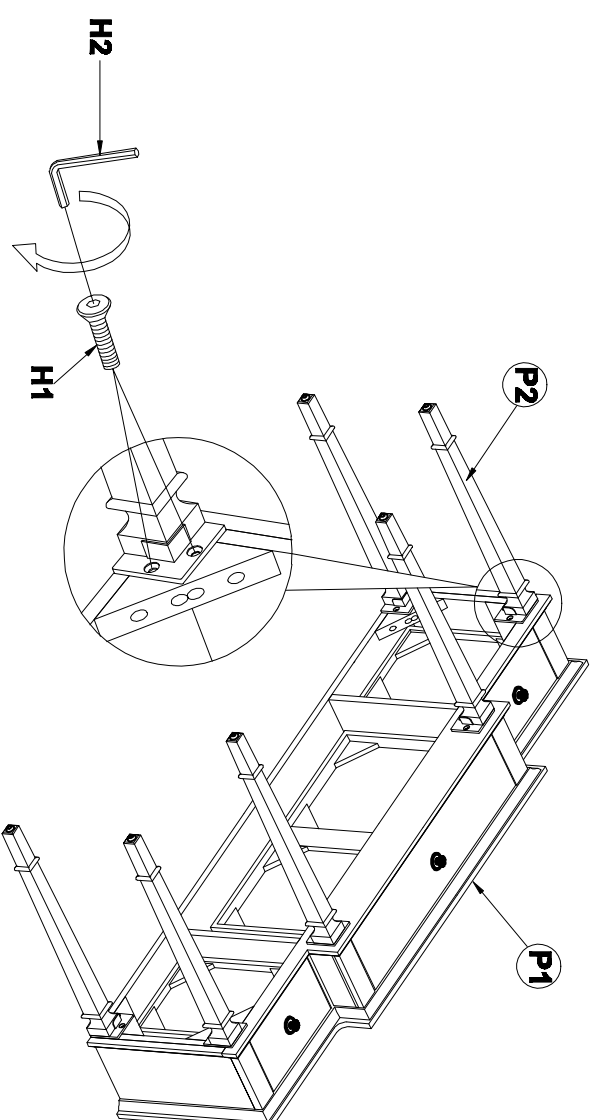
## HARDWARE LIST

No.	DESCRIPTION	IMAGE	QTY
H1	BOLT		12
H2	ALLEN KEY		1

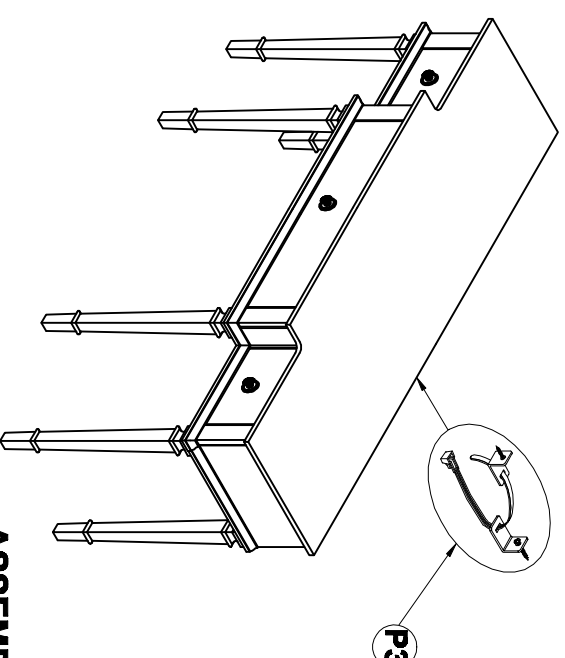
**NOTE:** PO# is located underneath/ inside of each item. Please be prepared to provide this # should any claim be necessary.

**CAUTION:** Item is heavy assembly should be performed by two people.

1



2



ASSEMBLED COMPLETE