

## ELEANOR KING BED

Assembly instructions:

## PARTS LIST

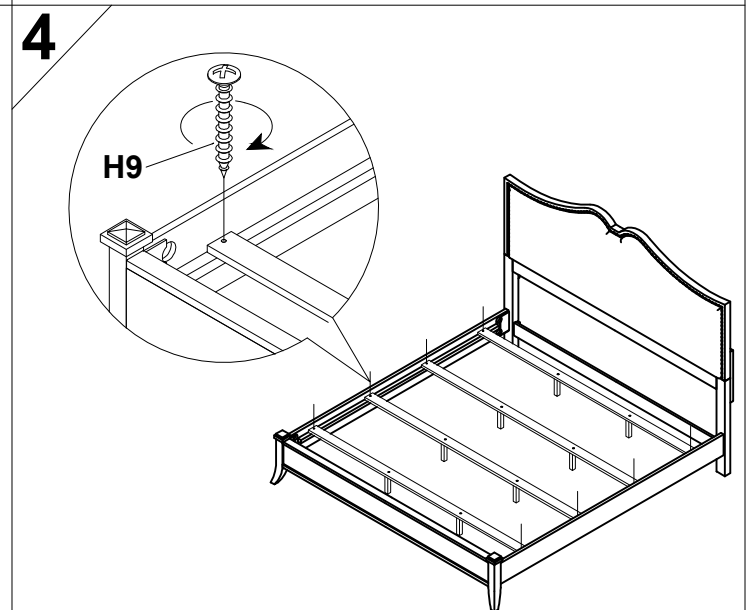
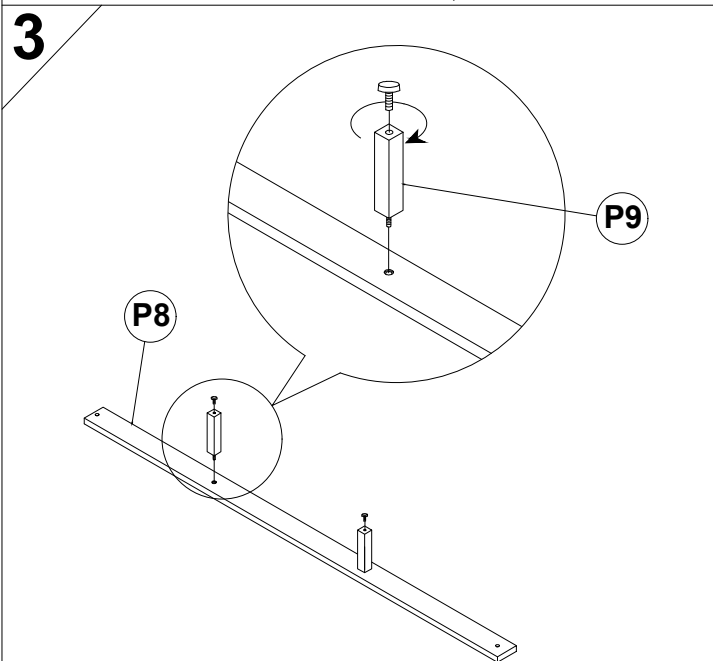
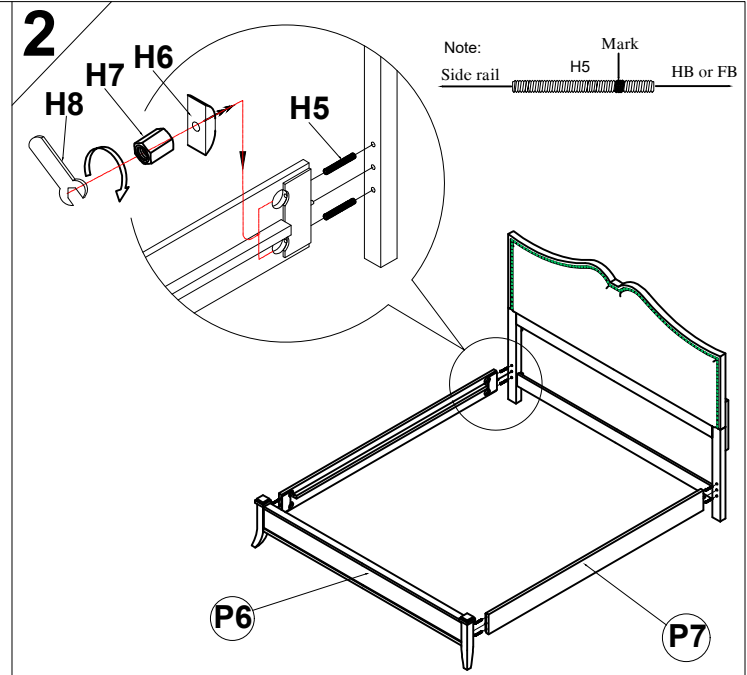
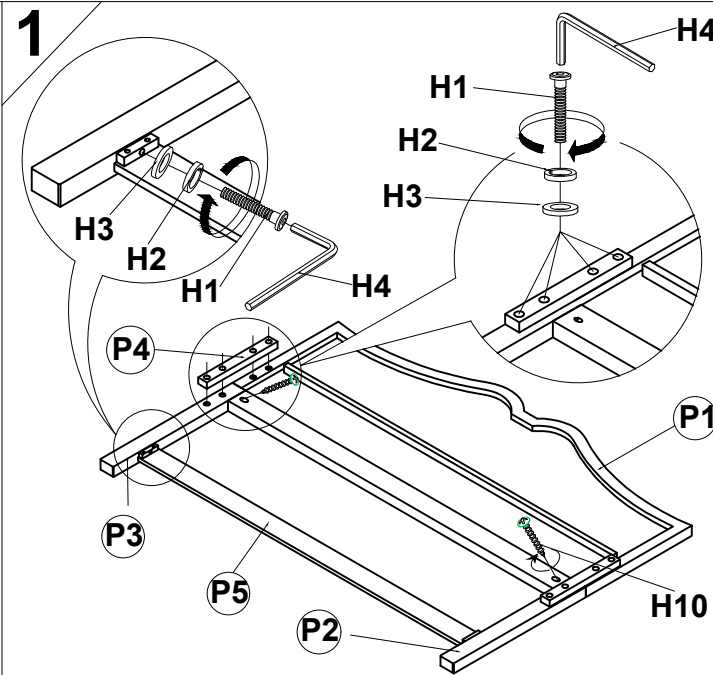
No.	DESCRIPTION	IMAGE	QTY
P1	HEADBOARD		1
P2	HEADBOARD LEG (LEFT)		1
P3	HEADBOARD LEG (RIGHT)		1
P4	MENDING PLATE		2
P5	STRETCHER		1
P6	FOOTBOARD		1
P7	SIDE RAIL		2
P8	SLAT		4
P9	SLAT SUPPORT		8

## HARDWARE LIST

No.	DESCRIPTION	IMAGE	QTY
H1	BOLT		10
H2	SPRING WASHER		10
H3	FLAT WASHER		10
H4	ALLEN KEY		1
H5	BOLT		8
H6	WASHER		8
H7	HEX NUT		8
H8	WRENCH		1
H9	SCREW(Ø8*25mm)		8
H10	SCREW(Ø8*45mm)		2

**NOTE:** PO# is located underneath/ at the back panel of each item . Please be prepared to provide this # should any claim be necessary.

**CAUTION:** Item is heavy. Assembly should be performed by two people.



ASSEMBLED COMPLETE