

VICTORIA KING BED

VICTORIA QUEEN BED

Assembly instructions:

PARTS LIST

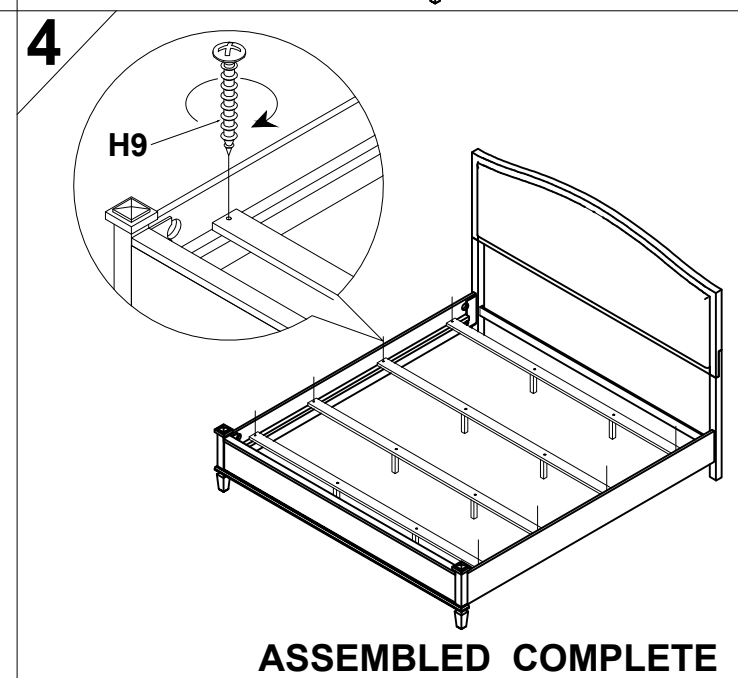
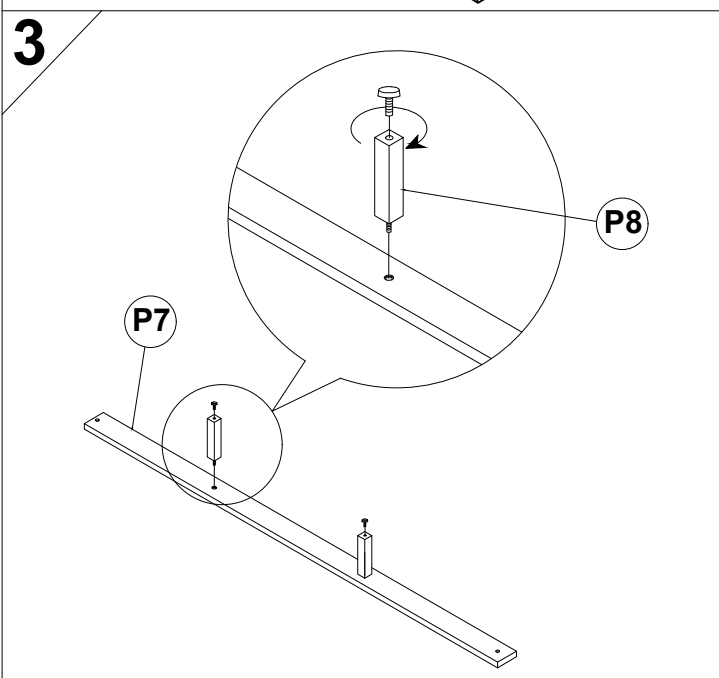
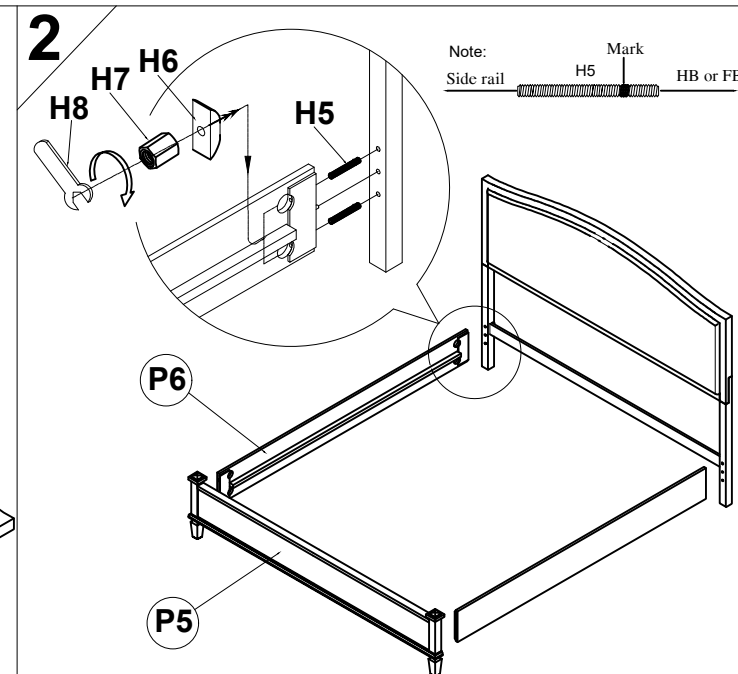
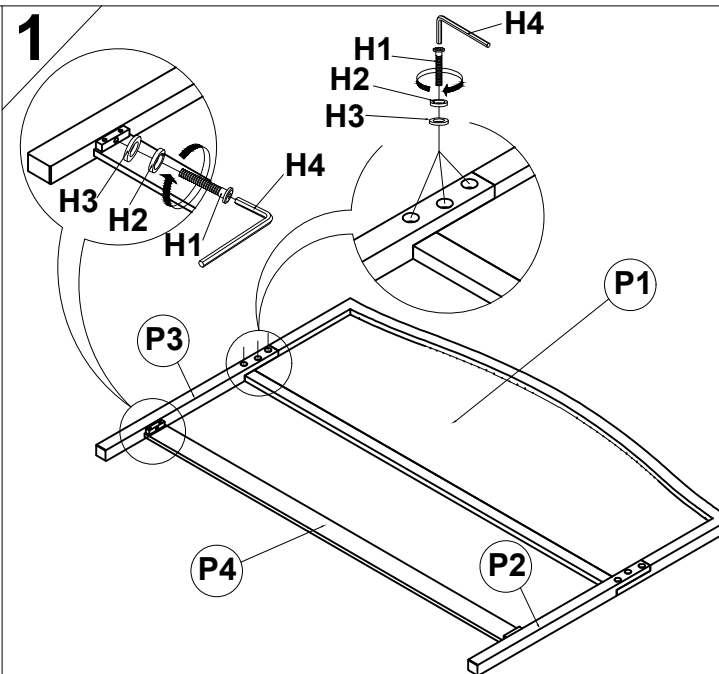
No.	DESCRIPTION	IMAGE	QTY
P1	HEADBOARD		1
P2	HEADBOARD LEG (LEFT)		1
P3	HEADBOARD LEG (RIGHT)		1
P4	STRETCHER		1
P5	FOOTBOARD		1
P6	SIDE RAIL		2
P7	SLAT		4
P8	SLAT SUPPORT		KING = 8 QUEEN = 4

HARDWARE LIST

No.	DESCRIPTION	IMAGE	QTY
H1	BOLT		8
H2	SPRING WASHER		8
H3	FLAT WASHER		8
H4	ALLEN KEY		1
H5	BOLT		8
H6	WASHER		8
H7	HEX NUT		8
H8	WRENCH		1
H9	SCREW		8

NOTE: PO# is located underneath/ at the back panel of each item . Please be prepared to provide this # should any claim be necessary.

CAUTION: Item is heavy. Assembly should be performed by two people.



ASSEMBLED COMPLETE