

VICTORIA KING BED VICTORIA QUEEN BED

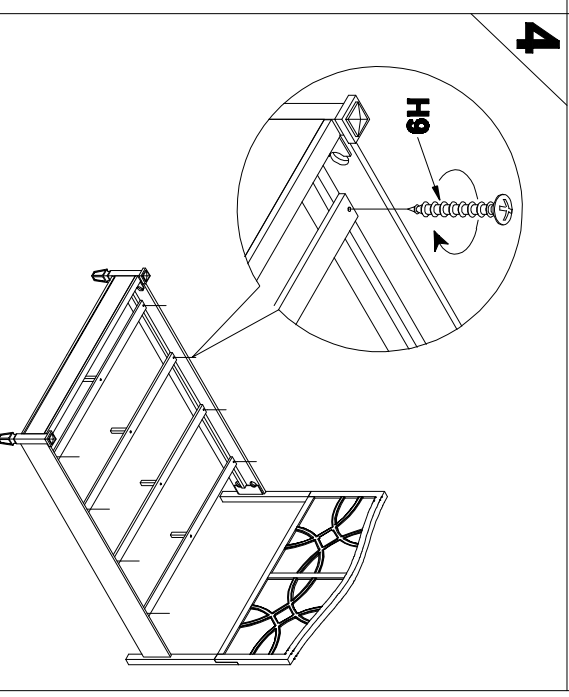
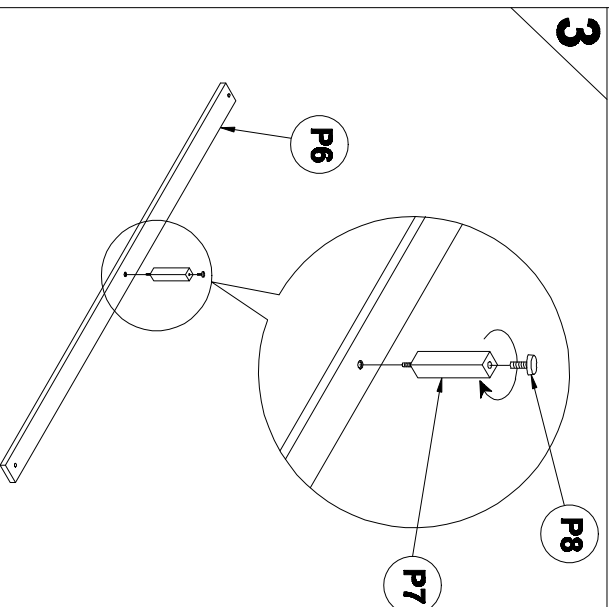
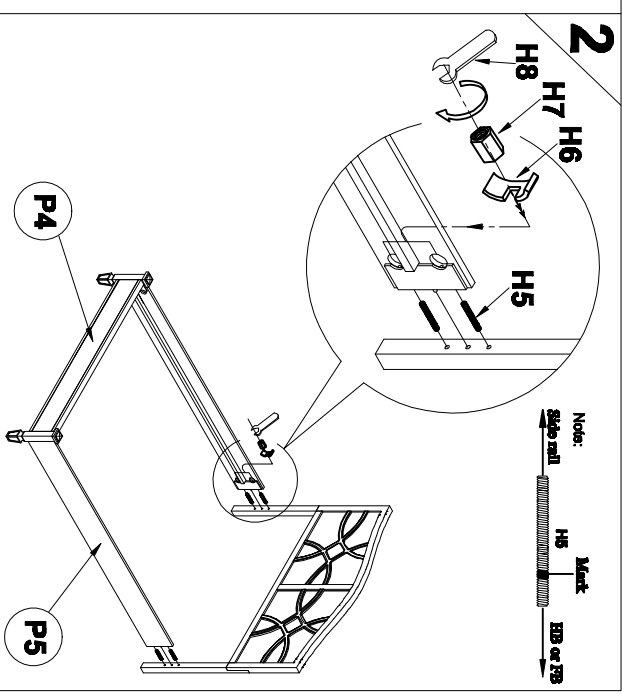
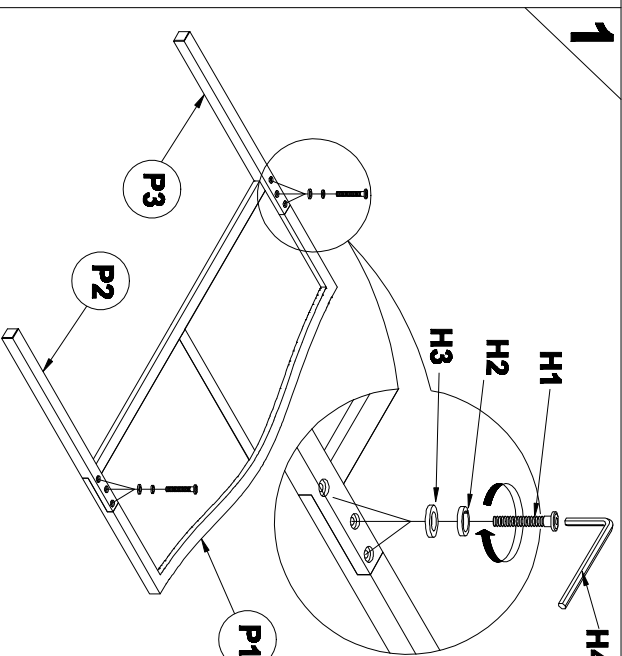
Assembly instructions:

PARTS LIST		
No.	DESCRIPTION	QTY
P1	HEADBOARD	1
P2	HEADBOARD LEG (LEFT)	1
P3	HEADBOARD LEG (RIGHT)	1
P4	FOOTBOARD	1
P5	SIDE RAIL	2
P6	SLAT	4
P7	SLAT SUPPORT	KING = 8 QUEEN = 4
P8	LEVELER	KING = 8 QUEEN = 4

HARDWARE LIST		
No.	DESCRIPTION	QTY
H1	BOLT	6
H2	SPRING WASHER	6
H3	FLAT WASHER	6
H4	ALLEN KEY	1
H5	BOLT	8
H6	"C" WASHER	8
H7	HEX NUT	8
H8	WRENCH	1
H9	SCREW	8

NOTE: PO# is located underneath/ inside of each item. Please be prepared to provide this # should any claim be necessary.

CAUTION: Item is heavy assembly should be performed by two people.



ASSEMBLED COMPLETE