






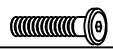
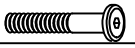






# BECKETT DINING ARM CHAIR

Assembly instructions:

## PARTS LIST

No.	DESCRIPTION	IMAGE	QTY
P1	CHAIR BACK		1
P2	SEAT FRAME		1
P3	FRONT LEG		2
P4	STAY ARM (LEFT)		1
P5	STAY ARM (RIGHT)		1

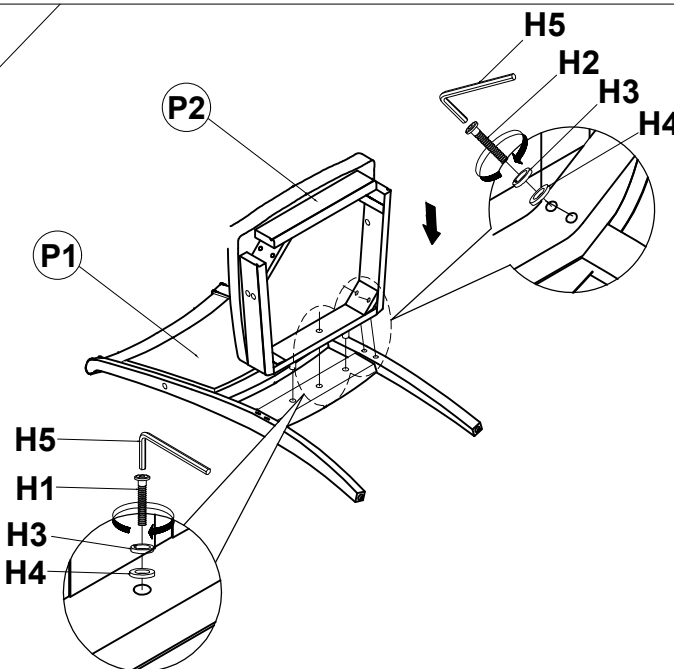
## HARDWARE LIST

No.	DESCRIPTION	IMAGE	QTY
H1	SHORT BOLT( Ø6.3x38mm )		3
H2	LONG BOLT(Ø6.3x70mm)		4
H3	SPRING WASHER		11
H4	FLAT WASHER		11
H5	ALLEN KEY		1
H6	HEX NUT		4
H7	WRENCH		1
H8	SCREW		2

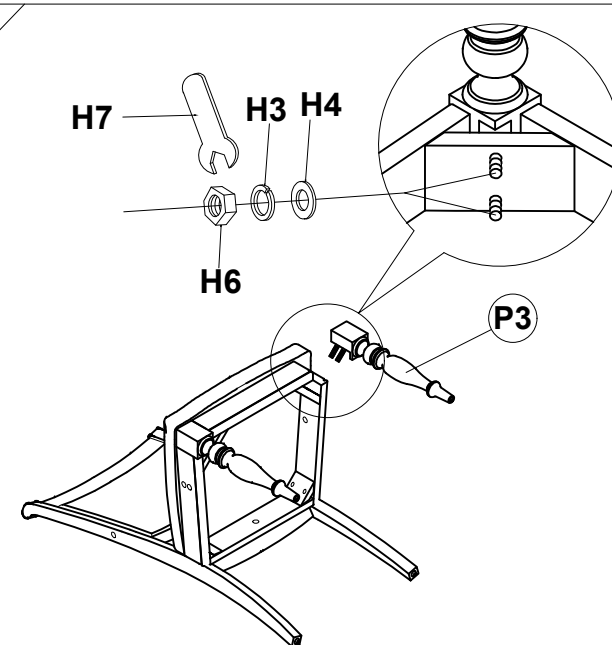
**NOTE:** PO# is located underneath/ at the back panel of each item . Please be prepared to provide this # should any claim be necessary.

**CAUTION:** Item is heavy. Assembly should be performed by two people.

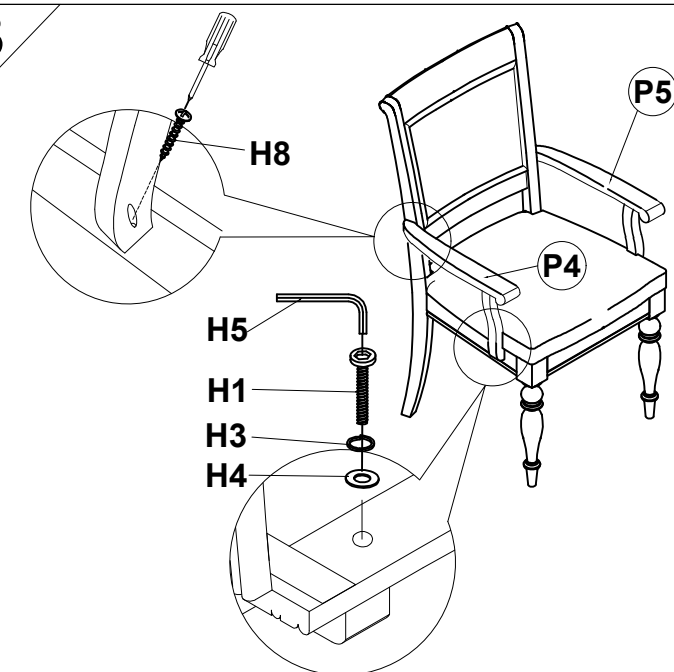
1




2



3



4



**ASSEMBLED COMPLETE**