





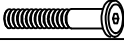





# WHELINGTON DINING CHAIR

Assembly instructions:

## PARTS LIST

No.	DESCRIPTION	IMAGE	QTY
P1	CHAIR BACK		1
P2	SEAT FRAME		1
P3	FRONT LEG		2

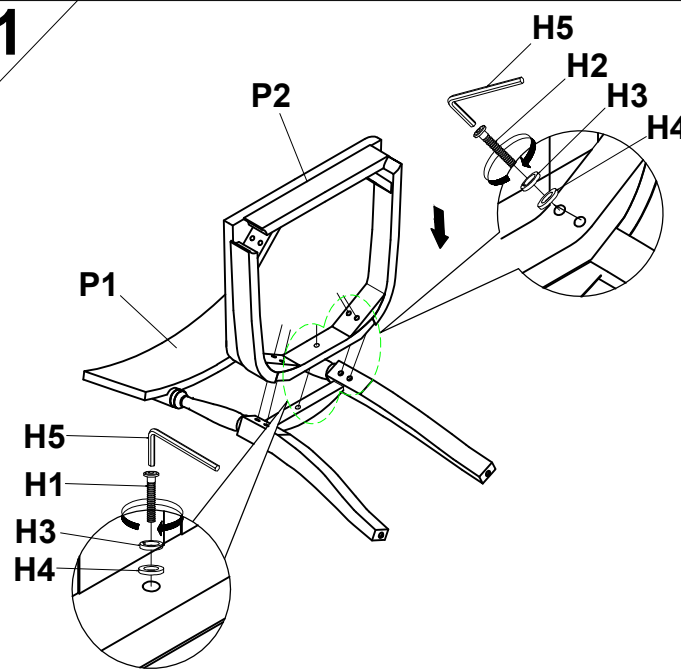
## HARDWARE LIST

No.	DESCRIPTION	IMAGE	QTY
H1	SHORT BOLT( Ø6.3x38mm )		1
H2	LONG BOLT(Ø6.3x70mm)		4
H3	SPRING WASHER		9
H4	FLAT WASHER		9
H5	ALLEN KEY		1
H6	HEX NUT		4
H7	WRENCH		1

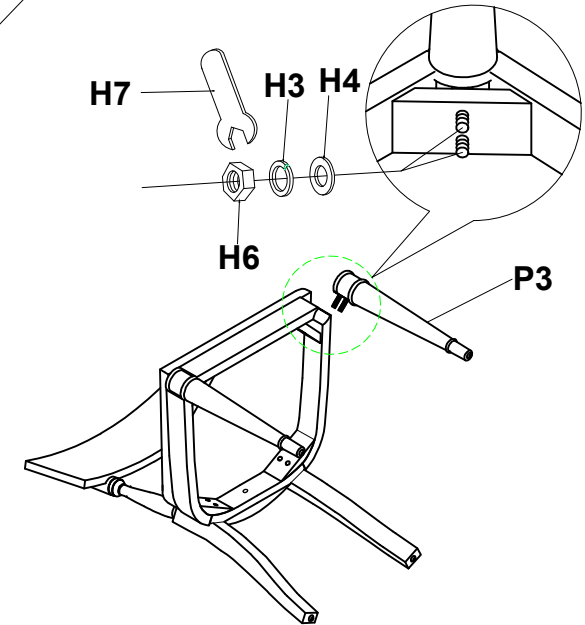
**NOTE:** PO# is located underneath/ at the back panel of each item . Please be prepared to provide this # should any claim be necessary.

**CAUTION:** Item is heavy. Assembly should be performed by two people.

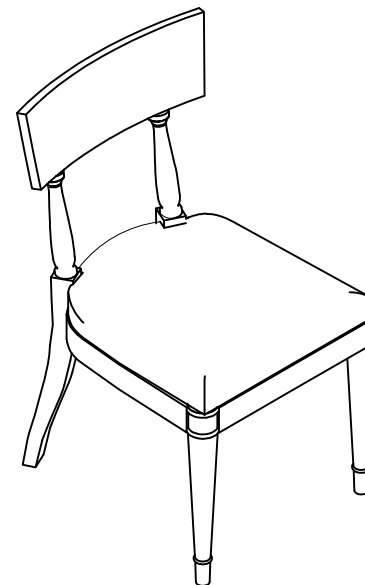
1



2



3



**ASSEMBLED COMPLETE**