

**Description: Sofa**

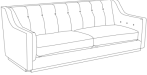




**Important safety instructions:**


- Please carefully read all instructions before assembling the Sofa
- For your safety and ease, assembly by two or more adults is recommended.
- Keep instructions for future use.

**Pre-assembly:**






- Do not discard any contents until after assembly is complete to avoid accidentally discarding small parts or hardware.
- Remove all parts and hardware from box along with any plastic protective packaging.

**Parts List**

No.	DESCRIPTION	IMAGE	QTY
P1	Sofa		1
P2	Front Legs		2
P3	Back legs		2
P4	Middle Leg		1
P5	Seat Cushions		2

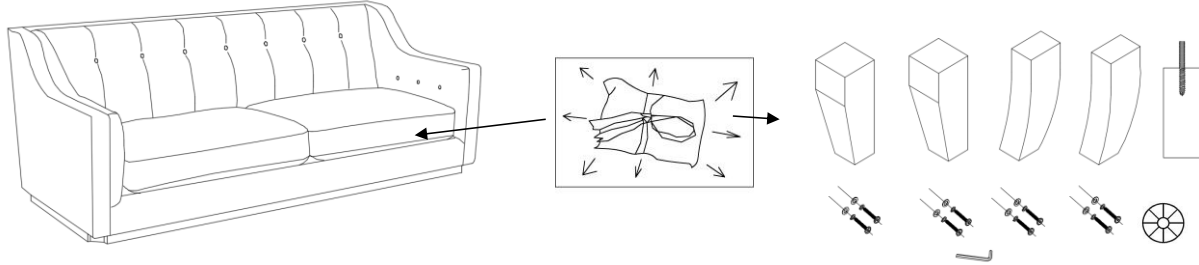


**Hardware List**

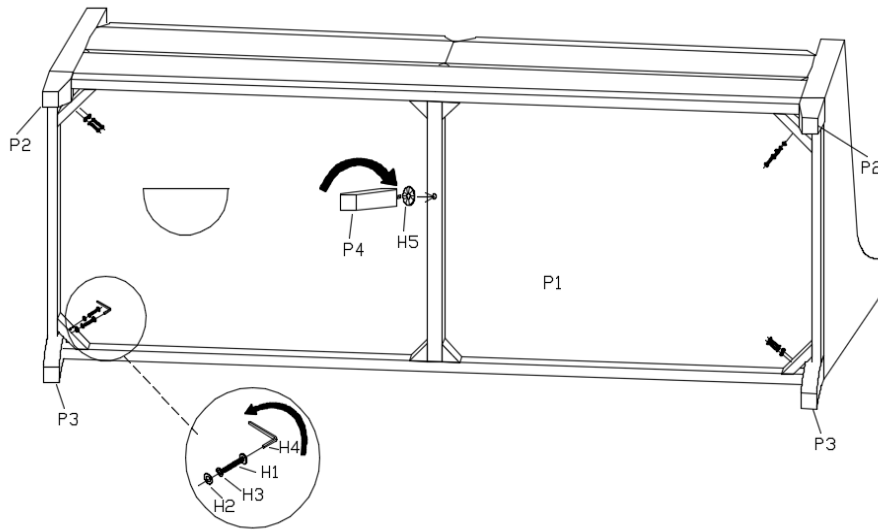
No.	DESCRIPTION	IMAGE	QTY
H1	Bolts $\varnothing 5/16"$ x 2-1/2"		8
H2	Lock Washer $\varnothing 5/16"$		8
H3	Spring Washer $\varnothing 5/16"$		8
H4	Allen wrench $\varnothing 5/16"$		1
H5	Plastic washer		1

## Assembly Procedures:


Step1. Remove legs & hardware from underneath seat cushion.



Step 2. Place back of sofa (P1) onto a protective cloth. Using bolts (H1), lock washers (H2), Spring Washers (H3), connect legs(P2,P3) to sofa (P1) by tightening bolts clockwise (H1) with Allen Wrench (H4). Place plastic washer (H5) on middle leg (P4) and attach to center support by screwing clockwise.



Step3. Place sofa upright on a level surface. Ensure the seat cushions(P5) are properly attached. Assembly is complete.



**ADDITIONAL NOTE ABOUT SAFETY: BOLTS MAY LOOSEN NORMAL EVERYADY USE. THEY SHOULD BE PERIODICALLY**

## **USE AND CARE INSTRUCTIONS FOR YOUR MADISON PARK SIGNATURE FURNITURE**

- Your wood furniture can be cleaned using a damp soft cotton cloth to wipe it down, then wipe dry with a second soft cotton cloth.
- Some spray and liquid furniture polishes can change the sheen (how shiny your furniture is) of the finish.
- If you plan to use a product like this to clean your furniture you should first test it in an inconspicuous part of the furniture.
- Upholstery should be cleaned using a quality product intended for furniture upholstery.
- It is best to not place your furniture in direct sunlight as it can fade the finish or fabric over time.
- Always lift your furniture when moving it as dragging it can cause damage.