

Description: Sofa

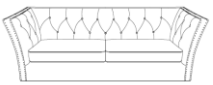
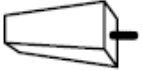



**Important safety instructions:**

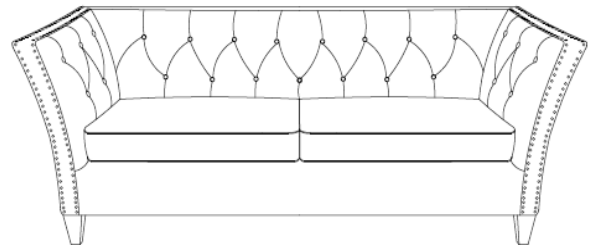
- Please carefully read all instructions before assembling the Chair
- For your safety and ease, assembly by two or more adults is recommended.
- Keep instructions for future use.

**Pre-assembly:**

- Do not discard any contents until after assembly is complete to avoid accidentally discarding small parts or hardware.
- Remove all parts and hardware from box along with any plastic protective packaging.

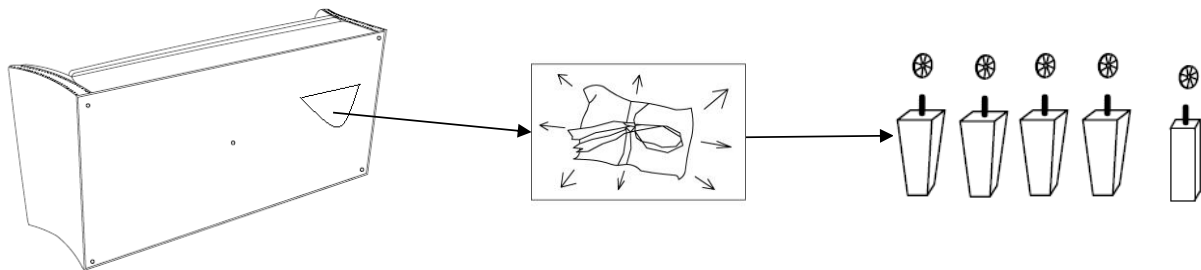
**Parts List**

No.	DESCRIPTION	IMAGE	QTY
P1	Sofa		1
P2	Legs		4
P3	Middle Leg		1
P4	Plastic Wahser		1
P5	Seat Cushion		2

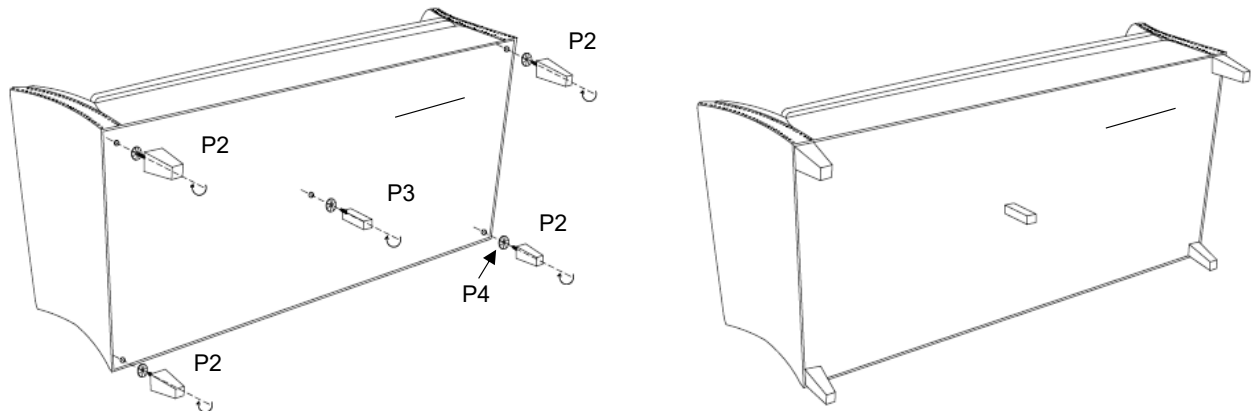


**Assembly Procedures:**

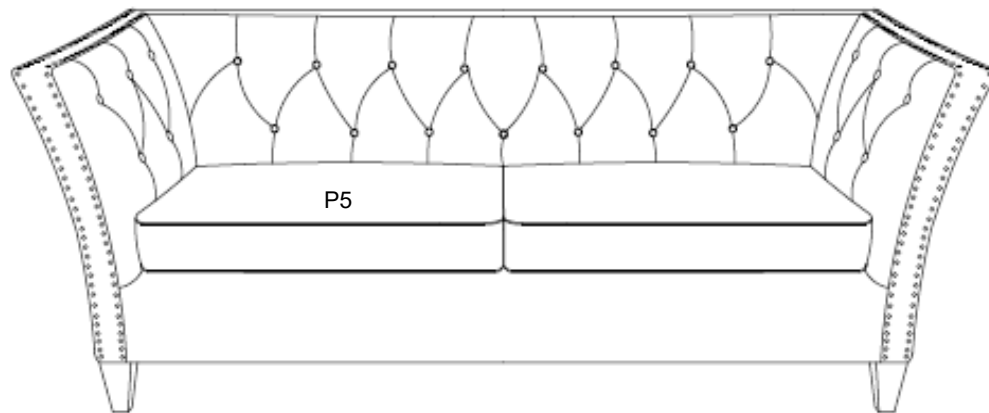
Step1. Turn over the sofa and lay on the protective carpet, take out the legs from the zipper pocket on sofa bottom.



Step 2: Screw in the legs (P2,P3 ) into the screw holes underneath the base using the plastic washers (P4 ) .  
Failure to follow these instructions may cause assembly errors.



Step3.Turn the assembled sofa to an upright position,put the seat chsuions (P5) on it .assembly is completed.



**ADDITIONAL NOTE ABOUT SAFETY:BOLTS MAY LOOSEN NORMAL EVERYADY USE.THEY SHOULD BE PERIODICALLY INSPECTED AND RE-TIGHTENED TO PREVENT DAMAGE INJURY. ALWAYS CHECK TO BE URE THAT ALL HARDWARE IS KEPT TIGHTENED.**

## **USE AND CARE INSTRUCTIONS FOR YOUR MADISON PARK SIGNATURE FURNITURE**

- Your wood furniture can be cleaned using a damp soft cotton cloth to wipe it down, then wipe dry with a second soft cotton cloth.
- Some spray and liquid furniture polishes can change the sheen (how shiny your furniture is) of the finish.
- If you plan to use a product like this to clean your furniture you should first test it in an inconspicuous part of the furniture.
- Upholstery should be cleaned using a quality product intended for furniture upholstery.
- It is best to not place your furniture in direct sunlight as it can fade the finish or fabric over time.
- Always lift your furniture when moving it as dragging it can cause damage.

**Thank you for your purchase**