

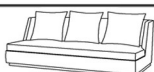

Important safety instructions:

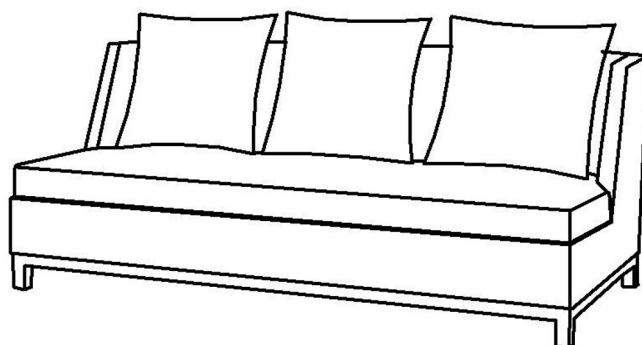
- Please carefully read all instructions before assembling the chair.
- For your safety and ease, assembly by two or more adults is recommended.
- Keep instructions for future use.

Pre-assembly:





- Do not discard any contents until after assembly is complete to avoid accidentally discarding small parts or hardware.
- Remove all parts and hardware from box along with any plastic protective packaging.

Parts List

Item	Description		QTY
A	Sofa		1
B	Legs		4

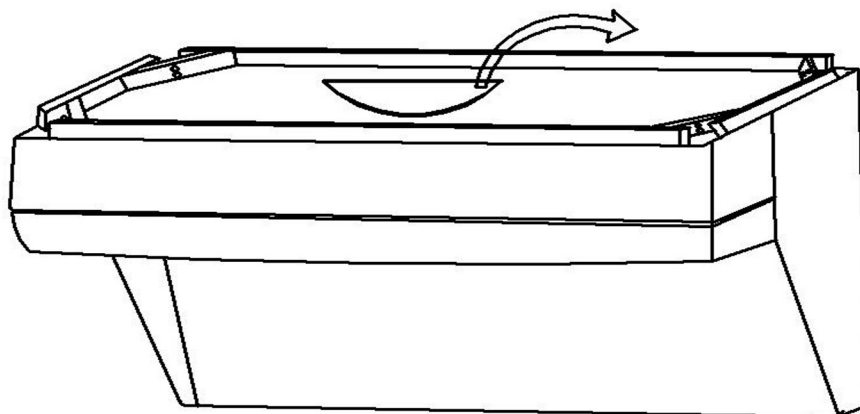


Hardware List

Item	Description		QTY
a	Bolts Ø5/16*2-3/8"		8
b	Lock Washers Ø5/16"		8
c	Flat Washers Ø5/16"		8
d	Allen Wrench Ø5/16"		1

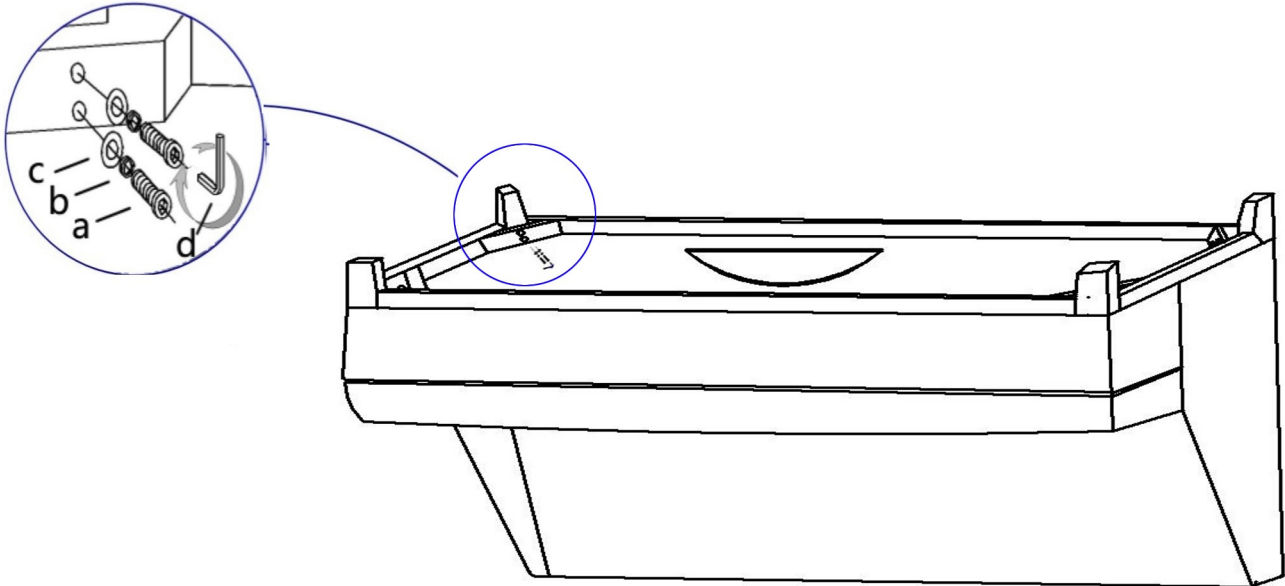
Assembly Procedures:

Step 1: Turn the sofa over and take out the legs from the zipper pocket.



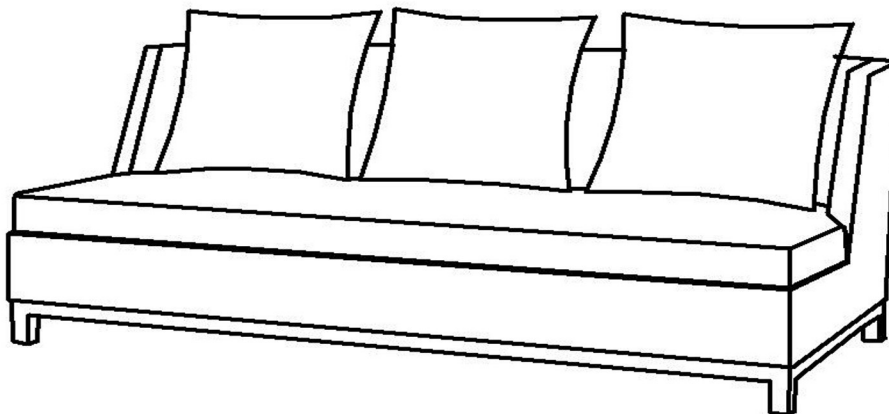
Step 2:

- 1) Attached the legs to the seat frame by using flat washer (c) , lock washer (b) and bolt (a) .
- 2) Securely tighten all bolts with Allen wrench (d) .



Step 3:

Turn the assembled sofa to an upright position. Assembly is complete. Failure to follow these instructions may cause the bolts to misalign during assembly.



ADDITIONAL NOTE ABOUT SAFETY: BOLTS MAY LOOSEN DURING NORMAL EVERYDAY USE. THEY SHOULD BE PERIODICALLY INSPECTED AND RE-TIGHTENED TO PREVENT DAMAGE OR INJURY. ALWAYS CHECK TO BE SURE THAT ALL HARDWARE IS KEPT TIGHTENED.

Use and Care instructions for your Madison Park Signature Furniture

Your wood furniture can be cleaned using a damp soft cotton cloth to wipe it down, then wipe dry with a second soft cotton cloth. Some spray and liquid furniture polishes can change the sheen (how shiny your furniture is) of the finish. If you plan to use a product like this to clean your furniture you should first test it in an inconspicuous part of the furniture. Upholstery should be cleaned using a quality product intended for furniture upholstery. It is best to not place your furniture in direct sunlight as it can fade the finish over time. Always lift your furniture when moving it as dragging it can cause damage.

Thank you for your purchase