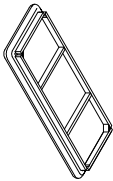
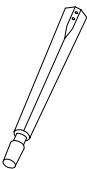



Signature

MADISONPARK

BURGESS BENCH

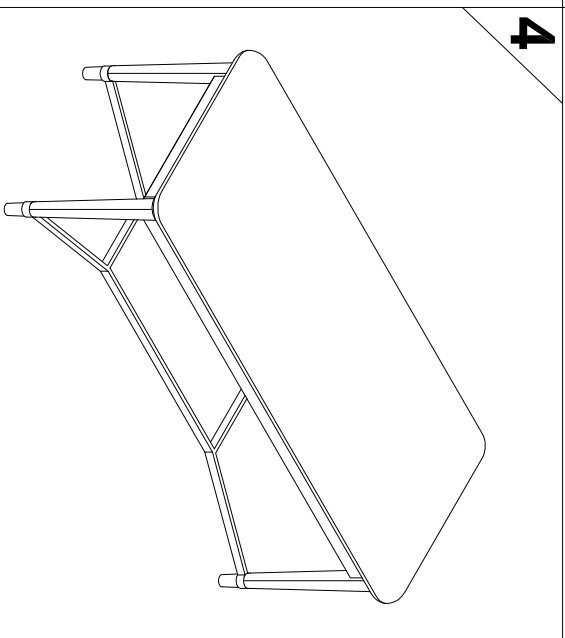
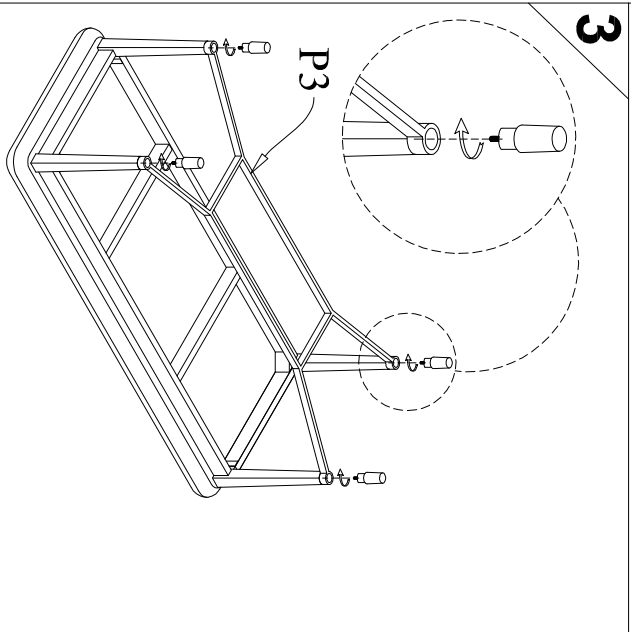
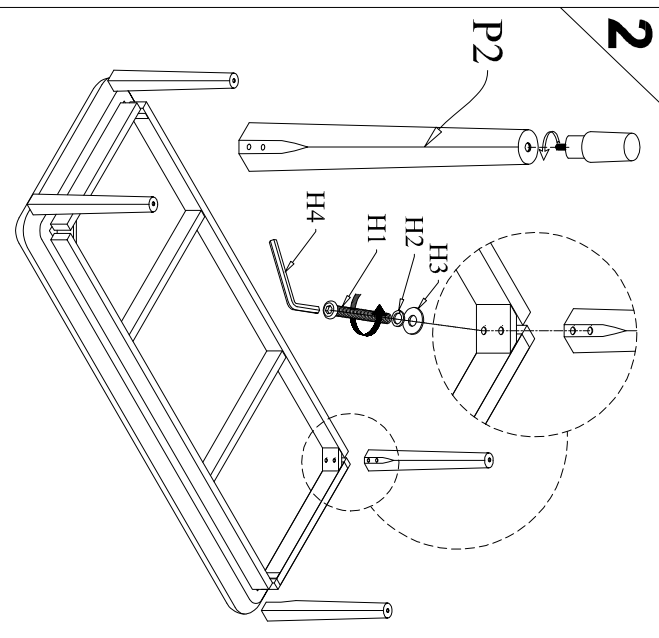
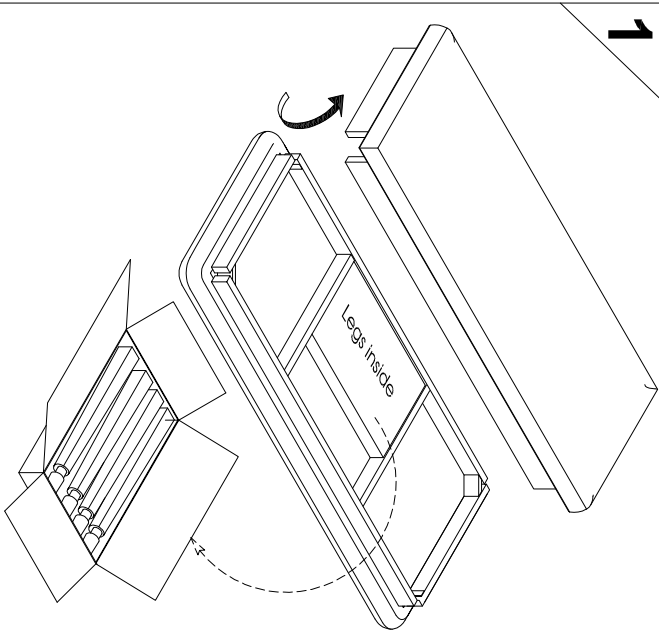
Assembly instructions:

| PART LIST | | | |
|-----------|-------------|---|-----|
| No. | DESCRIPTION | IMAGE | QTY |
| P1 | SEAT FRAME |  | 1 |
| P2 | LEGS |  | 4 |
| P3 | METAL FRAME |  | 1 |

| HARDWARE LIST | | | |
|---------------|--------------------------------|---|-----|
| No. | DESCRIPTION | IMAGE | QTY |
| H1 | BOLT(Ø1/4" * 2") |  | 8 |
| H2 | SPRING WASHER(Ø1/4*1.3* 1.2MM) |  | 8 |
| H3 | FLAT WASHER(Ø1/4*1.9* 1.8MM) |  | 8 |
| H4 | ALLEN KEY(L57MM *4MM) |  | 1 |

NOTE: PO# is located underneath/ at the back panel of each item. Please be prepared to provide this # should any claim be necessary.

CAUTION: Item is heavy. Assembly should be performed by two people.



ASSEMBLED COMPLETE