

**Description: Ottoman**



**Important safety instructions:**

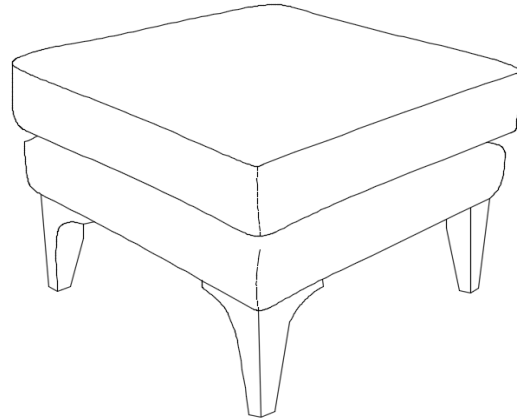
- Please carefully read all instructions before assembling the Ottoman
- For your safety and ease, assembly by two or more adults is recommended.
- Keep instructions for future use.

**Pre-assembly:**




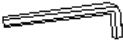
- Do not discard any contents until after assembly is complete to avoid accidentally discarding small parts or hardware.
- Remove all parts and hardware from box along with any plastic protective packaging.

**Parts List**

No.	DESCRIPTION	IMAGE	QTY
P1	Ottoman		1
P2	Legs		4

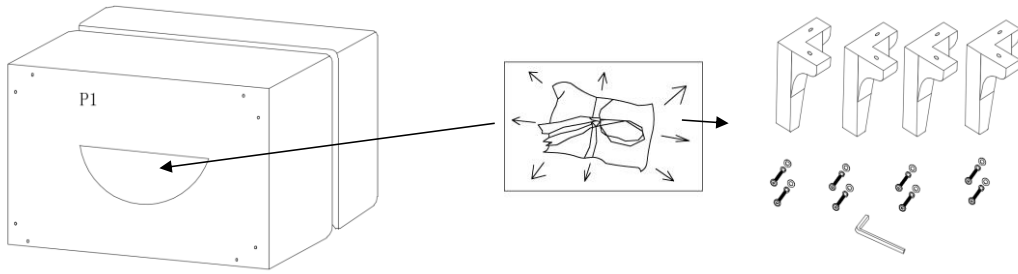


**Hardware List**

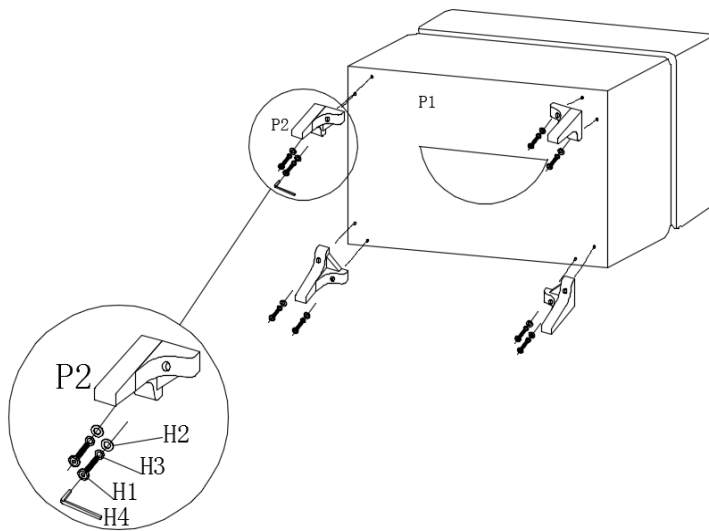
No.	DESCRIPTION	IMAGE	QTY
H1	Bolts $\phi 5/16$ "x2-1/2"		8
H2	Lock Washer $\phi 5/16$ "		8
H3	Spring Washer $\phi 5/16$ "		8
H4	Allen wrench $\phi 5/16$ "		1

## Assembly Procedures:

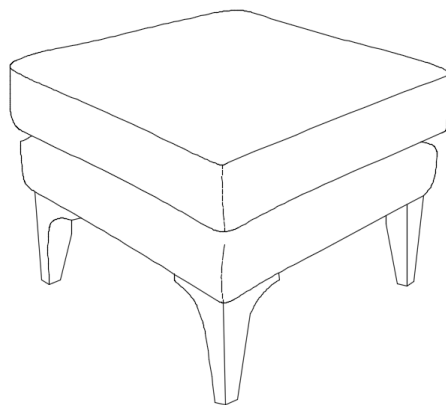
Step1.Place ottoman upside down and onto a protective cloth. Remove legs and hardware from the zippered pocket on bottom.



Step 2. Using bolts (H1), lock washers (H2), and spring washers (H3), connect legs(P2) to ottoman (P1) by tightening bolts clockwise (H1) with Allen Wrench (H4).



Step3.Place ottoman upright on a level surface. Assembly is complete.



**ADDITIONAL NOTE ABOUT SAFETY: BOLTS MAY LOOSEN NORMAL EVERYDAY USE. THEY SHOULD BE PERIODICALLY INSPECTED AND RE-TIGHTENED TO PREVENT DAMAGE INJURY. ALWAYS CHECK TO BE SURE THAT ALL HARDWARE**

## **USE AND CARE INSTRUCTIONS FOR YOUR MADISON PARK SIGNATURE FURNITURE**

- Your wood furniture can be cleaned using a damp soft cotton cloth to wipe it down, then wipe dry with a second soft cotton cloth.
- Some spray and liquid furniture polishes can change the sheen (how shiny your furniture is) of the finish.
- If you plan to use a product like this to clean your furniture you should first test it in an inconspicuous part of the furniture.
- Upholstery should be cleaned using a quality product intended for furniture upholstery.
- It is best to not place your furniture in direct sunlight as it can fade the finish or fabric over time.
- Always lift your furniture when moving it as dragging it can cause damage.