

Description: Lounge





Important safety instructions:


- Please carefully read all instructions before assembling the Chair
- For your safety and ease, assembly by two or more adults is recommended.
- Keep instructions for future use.

Pre-assembly:





- Do not discard any contents until after assembly is complete to avoid accidentally discarding small parts or hardware.
- Remove all parts and hardware from box along with any plastic protective packaging.

Parts List

No.	DESCRIPTION	IMAGE	QTY
P1	Lounge		1
P2	Front Legs		2
P3	back legs		2
P4	Seat Cushion		1

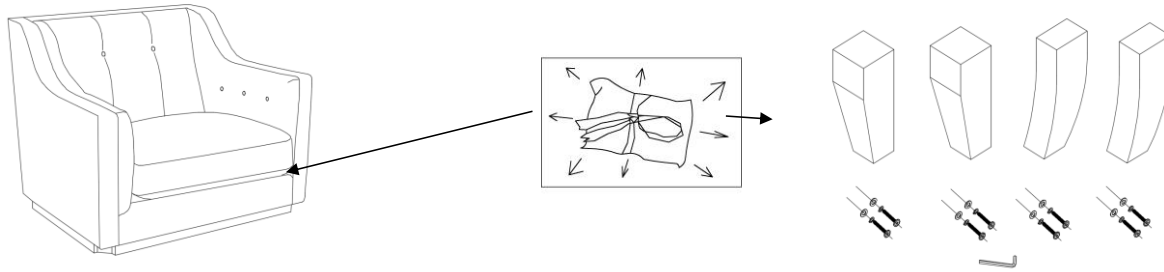


Hardware List

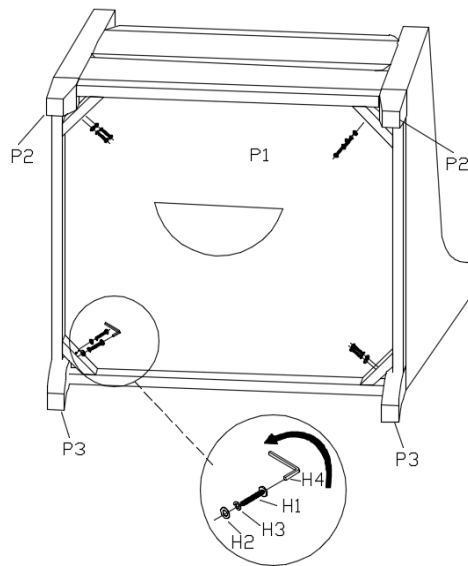
No.	DESCRIPTION	IMAGE	QTY
H1	Bolts $\phi 5/16"$ x 2-1/2"		8
H2	Lock Washer $\phi 5/16"$		8
H3	Spring Washer $\phi 5/16"$		8
H4	Allen wrench $\phi 5/16"$		1

Assembly Procedures:


Step1. Remove legs & hardware from underneath seat cushion.



Step 2. Place back of lounge(P1) onto a protective cloth. Using bolts (H1), lock washers (H2), and spring washers (H3), connect legs(P2,P3) to lounge (P1). Tighten bolts (H1) with Allen Wrench (H4).



Step3. Place lounge upright on a level surface. Ensure the seat cushion(P4) is properly attached. Assembly is complete.



ADDITIONAL NOTE ABOUT SAFETY: BOLTS MAY LOOSEN NORMAL EVERYDAY USE. THEY SHOULD BE PERIODICALLY INSPECTED AND RE-TIGHTENED TO PREVENT DAMAGE INJURY. ALWAYS CHECK TO BE SURE THAT ALL HARDWARE

USE AND CARE INSTRUCTIONS FOR YOUR MADISON PARK SIGNATURE FURNITURE

- Your wood furniture can be cleaned using a damp soft cotton cloth to wipe it down, then wipe dry with a second soft cotton cloth.
- Some spray and liquid furniture polishes can change the sheen (how shiny your furniture is) of the finish.
- If you plan to use a product like this to clean your furniture you should first test it in an inconspicuous part of the furniture.
- Upholstery should be cleaned using a quality product intended for furniture upholstery.
- It is best to not place your furniture in direct sunlight as it can fade the finish or fabric over time.
- Always lift your furniture when moving it as dragging it can cause damage.