

Description: Accent Chair

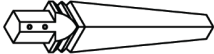


Important safety instructions:

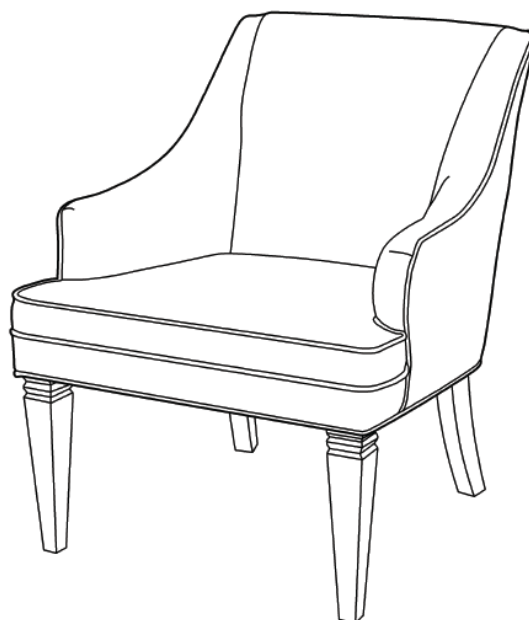
- Please carefully read all instructions before assembling the Chair
- For your safety and ease, assembly by two or more adults is recommended.
- Keep instructions for future use.

Pre-assembly:





- Do not discard any contents until after assembly is complete to avoid accidentally discarding small parts or hardware.
- Remove all parts and hardware from box along with any plastic protective packaging.

Parts List

No.	DESCRIPTION	IMAGE	QTY
P1	Front Legs		2
P2	Back Legs		2
P3	Chair		1

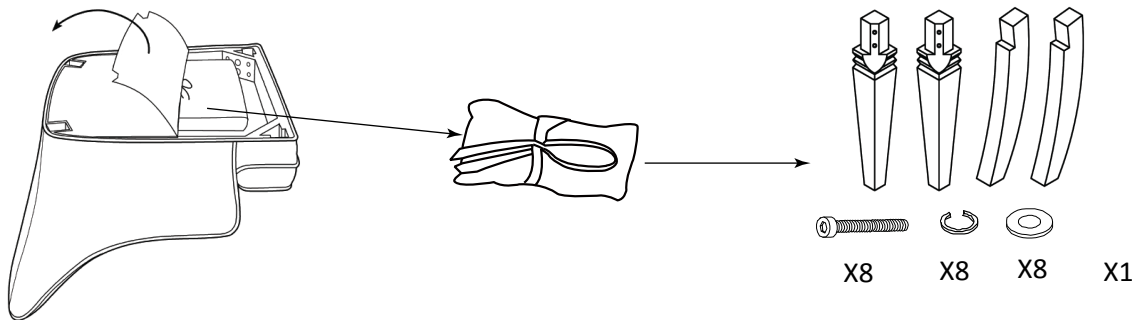


Hardware List

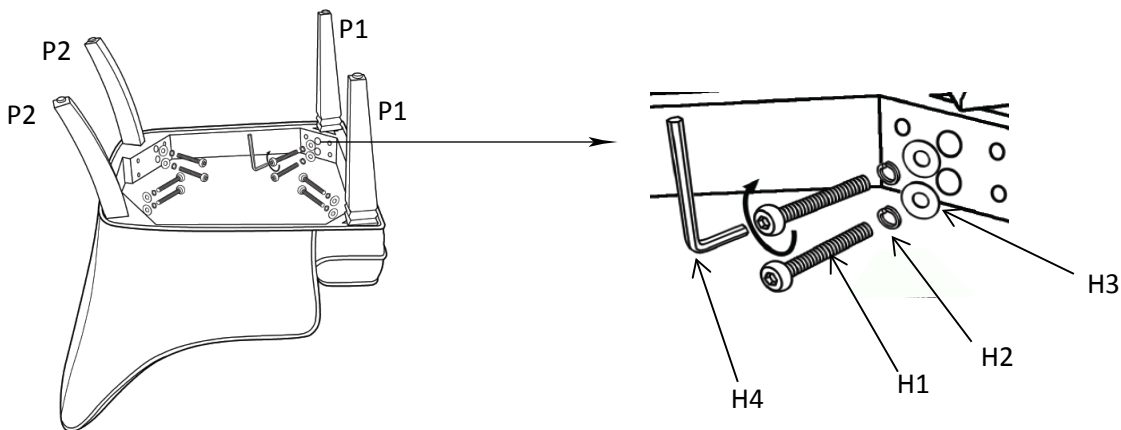
No.	DESCRIPTION	IMAGE	QTY
H1	Bolts φ5/16*2-3/16"		8
H2	Lock Washers φ5/16"		8
H3	Flat Washers φ5/16"		8
H4	Allen Wrench φ5/16"		1

Assembly Procedures:

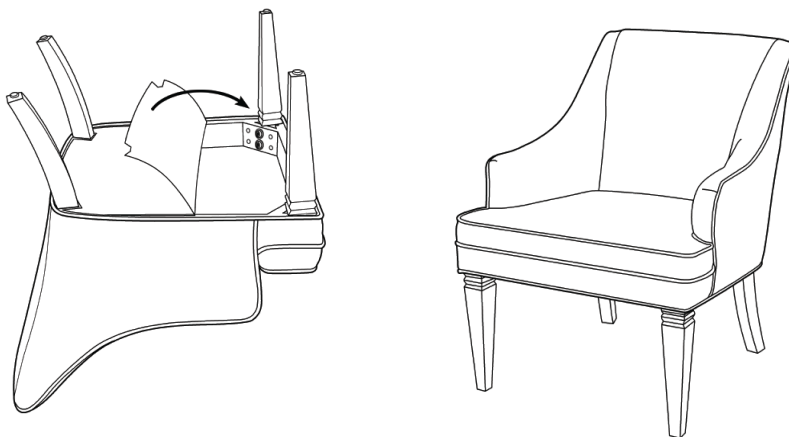
Step 1: Place chair upside down on a protective carpet and remove legs/hardware from velcro bottom.



Step 2 :Using bolts (H1), lock washers (H2), flat washers (H3), connect legs(P1,P2) to chair (P3). Tighten bolts (H1) with Allen Wrench (H4).



Step 3: Re-attach velcro bottom and place chair upright on a level surface. Assembly is complete.



ADDITIONAL NOTE ABOUT SAFETY:

BOLTS MAY LOOSEN NORMAL EVERYDAY USE.THEY SHOULD BE PERIODICALLY INSPECTED AND RE-TIGHTENED TO PREVENT DAMAGE INJURY.ALWAYS CHECK TO BE SURE THAT ALL HARDWARE IS KEPT TIGHTENED.

USE AND CARE INSTRUCTIONS FOR YOUR MADISON PARK SIGNATURE FURNITURE

- Your wood furniture can be cleaned using a damp soft cotton cloth to wipe it down, then wipe dry with a second soft cotton cloth.
- Some spray and liquid furniture polishes can change the sheen (how shiny your furniture is) of the finish.
- If you plan to use a product like this to clean your furniture you should first test it in an inconspicuous part of the furniture.
- Upholstery should be cleaned using a quality product intended for furniture upholstery.
- It is best to not place your furniture in direct sunlight as it can fade the finish or fabric over time.
- Always lift your furniture when moving it as dragging it can cause damage.

Thank you for your purchase