

Description: Chair

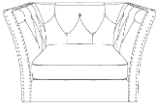
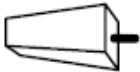


Important safety instructions:


- Please carefully read all instructions before assembling the Chair
- For your safety and ease, assembly by two or more adults is recommended.
- Keep instructions for future use.

Pre-assembly:

- Do not discard any contents until after assembly is complete to avoid accidentally discarding small parts or hardware.
- Remove all parts and hardware from box along with any plastic protective packaging.

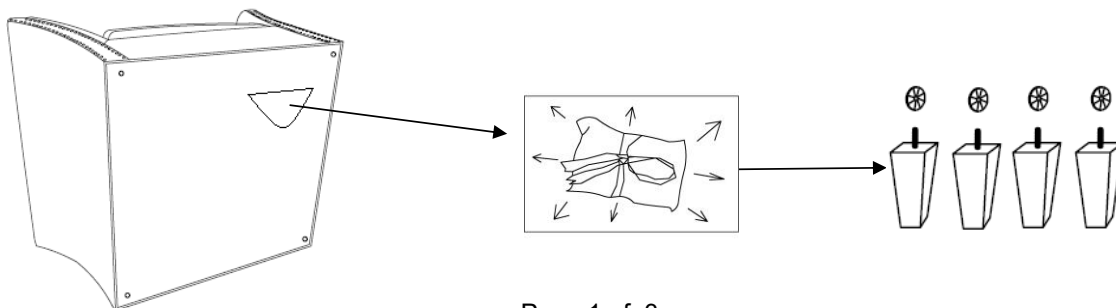
Parts List

No.	DESCRIPTION	IMAGE	QTY
P1	Sofa		1
P2	Legs		4
P3	Plastic Wahser		1
P4	Seat Cushion		1

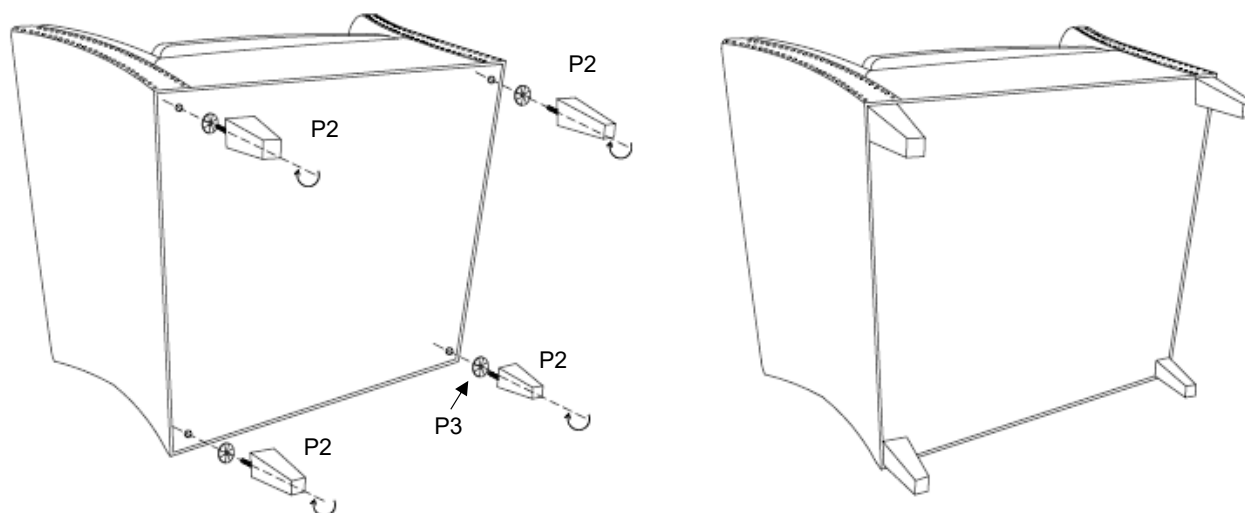


Assembly Procedures:

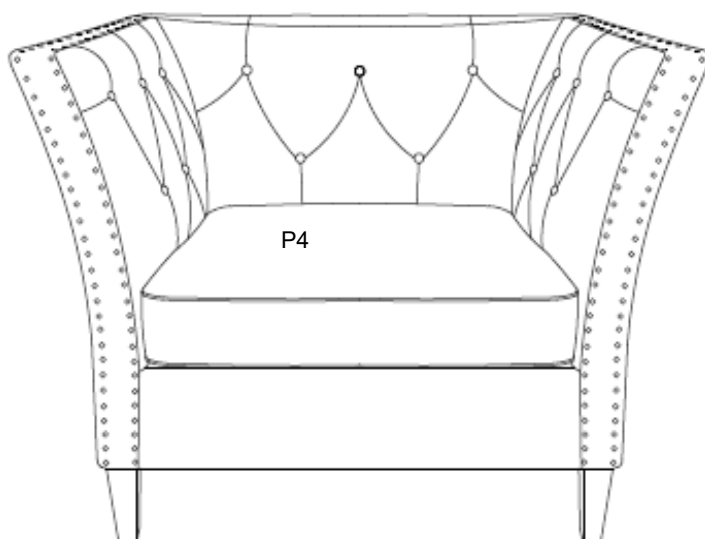
Step1. Turn over the chair and lay on the protective carpet, take out the legs from the zipper pocket on sofa bottom.



Step 2: Screw in the legs (P2) into the screw holes underneath the base using the plastic washers (P3) .
Failure to follow these instructions may cause assembly errors.



Step 3: Turn the assembled chair to an upright position, put the seat cushions (P4) on it .assembly is completed.



ADDITIONAL NOTE ABOUT SAFETY: BOLTS MAY LOOSEN NORMAL EVERYDAY USE. THEY SHOULD BE PERIODICALLY INSPECTED AND RE-TIGHTENED TO PREVENT DAMAGE INJURY. ALWAYS CHECK TO BE SURE THAT ALL HARDWARE IS KEPT TIGHTENED.

USE AND CARE INSTRUCTIONS FOR YOUR MADISON PARK SIGNATURE FURNITURE

- Your wood furniture can be cleaned using a damp soft cotton cloth to wipe it down, then wipe dry with a second soft cotton cloth.
- Some spray and liquid furniture polishes can change the sheen (how shiny your furniture is) of the finish.
- If you plan to use a product like this to clean your furniture you should first test it in an inconspicuous part of the furniture.
- Upholstery should be cleaned using a quality product intended for furniture upholstery.
- It is best to not place your furniture in direct sunlight as it can fade the finish or fabric over time.
- Always lift your furniture when moving it as dragging it can cause damage.

Thank you for your purchase