

Description: Accent Chair






Important safety instructions:

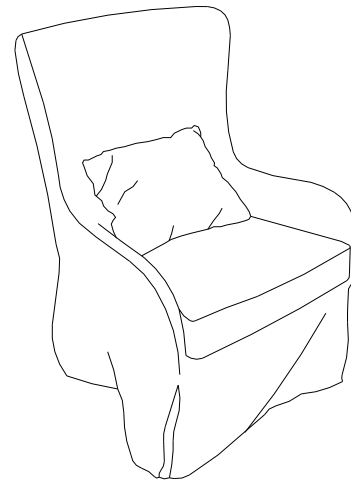
- Please carefully read all instructions assembling the chair.
- For your safety and ease, assembly by two or more adults is recommended.
- Keep instructions for future uses.

Pre-assembly:





- Do not discard any contents until after assembly is complete to avoid accidentally discarding small parts or hardware.
- Remove all parts and hardware from box along with any plastic protective packaging.

Parts List

No.	Description	Image	QTY
P1	Chair		1
P2	Front Legs		2
P3	Back Legs		2
P4	Seat Cushion		1
P5	Back Cushion		1

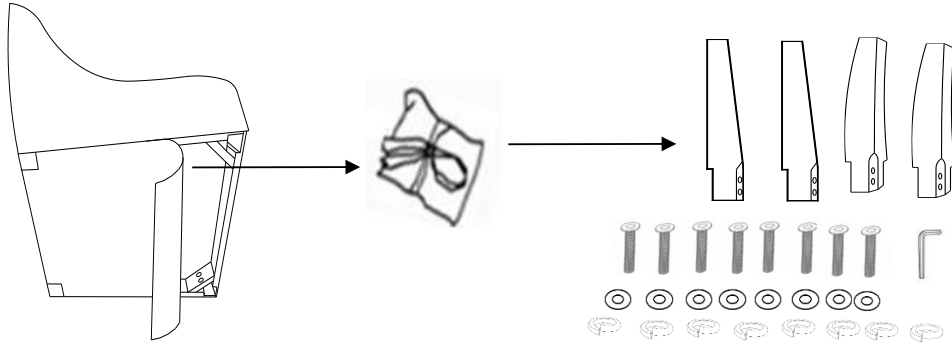


Hardware List

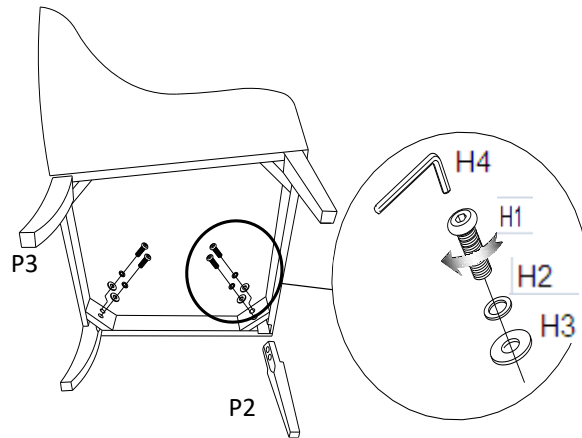
No.	Description	Image	QTY
H1	Bolts ø5/16*2"		8
H2	Lock Washers ø5/16"*13*2		8
H3	Flat Washers ø5/16"*22*1		8
H4	Allen Wrench ø3/16"		1

Assembly Procedures:

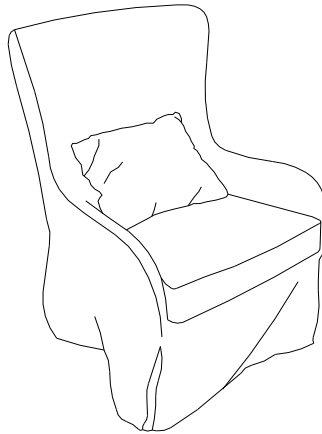
Step 1: Turn the chair upside down and lay on protective carpet, open the black fabric on the bottom, take out the legs and hardware .



Step 2: Using bolts (H1), lock washers (H2), flat washers (H3), connect legs(P2,P3) to chair (P1). Tighten bolts (H1) with Allen Wrench (H4). Close the black fabric on bottom .



Step 3: Place chair upright on a level surface. Put the Seat Cushion(P4) and back cushion(P5) on it. Assembly is complete.



ADDITIONAL NOTE ABOUT SAFETY:

BOLTS MAY LOOSEN NORMAL EVERYADY USE.THEY SHOULD BE PERIODICALLY INSPECTED AND RE-TIGHTENED TO PREVENT DAMAGE INJURY.ALWAYS CHECK TO BE **SURE THAT ALL HARDWARE IS KEPT TIGHTENED.**

USE AND CARE INSTRUCTIONS FOR YOUR MADISON PARK SIGNATURE FURNITURE

- Your wood furniture can be cleaned using a damp soft cotton cloth to wipe it down, then wipe dry with a second soft cotton cloth.
- Some spray and liquid furniture polishes can change the sheen (how shiny your furniture is) of the finish.
- If you plan to use a product like this to clean your furniture you should first test it in an inconspicuous part of the furniture.
- Upholstery should be cleaned using a quality product intended for furniture upholstery.
- It is best to not place your furniture in direct sunlight as it can fade the finish or fabric over time.
- Always lift your furniture when moving it as dragging it can cause damage.

Thank you for your purchase