

Description: Accent Chair




Important safety instructions:

- Please carefully read all instructions assembling the chair.
- For your safety and ease, assembly by two or more adults is recommended.
- Keep instructions for future use.




Pre-assembly:

- Do not discard any contents until after assembly is complete to avoid accidentally discarding small parts or hardware.
- Remove all parts and hardware from box along with any plastic protective packaging.

Parts List

Item	Description		QTY
P1	Chair		1
P2	Front Legs		2
P3	Back Legs		2

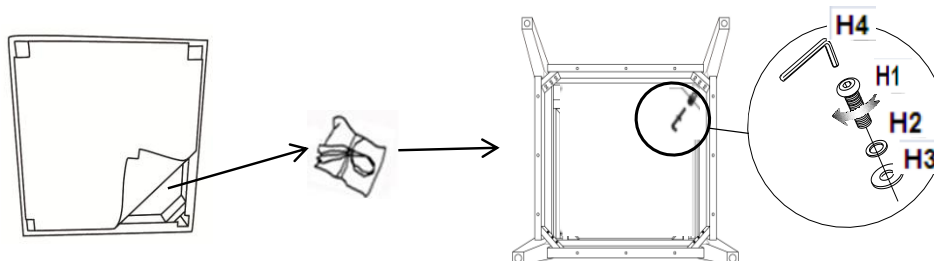
Hardware List

Item	Description		QTY
H1	Bolts		8
H2	Lock Washers		8
H3	Flat Washers		8
H4	Allen Wrench		1



Assembly Procedures:

Step 1: Open the black fabric of the bottom, and take out the legs underneath the seat. Attached the legs to the seat frame by using flat washer(H3), lock washer(H2) and bolt



Setp 2:

- 1)Secuerly tighten all bolts with Allen wrench(H4).
- 2)Turn the assembled chair to an upright position.Assembly is complete.Failure to folk may cause the bolts to misalign during assembly.



ADDITIONAL NOTE ABOUT SAFETY:BOLTS MAY LOOSEN NORMAL EVERYADY USE.THEY SHOULD BE PERIODICALLY INSPECTED AND RE-TIGHTENED TO PREVENT DAMAGE INJURY.ALWAYS CHECK TO BE I HARDWARE IS KEPT TIGHTENED.

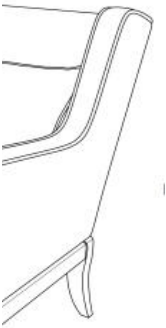
Use and Care instructions for your Madison Park Signature Furniture

Your wood furniture can be cleaned using a damp soft cotton cloth to wipe it down,then wipe dry with a sec cloth.Some spray and liquid furniture polishes can change the sheen(how shiny your furniture is) of the finis use a product like this to clean your furniture you should first test it in an inconspicuous part of the furniture should be cleaned using a quality product intended for furniture upholstery.It is best to not place your furnit sunlight as it can fade the finish over time.Always lift your furniture when moving it as dragging it can cause

Thank you for your purchase



or



t (H1).



ow these instructic

URE THAT ALL

ond soft cotton
h.If you plan to
:Upholstery
:ure in direct
damage.

