









MPS100-0121 SWINGTON DINING CHAIR

Assembly instructions:

PARTS LIST

NO.	DESCRIPTION	IMAGE	QTY
P1	BACK FRAME		1
P2	SEAT FRAME		1
P3	FRONT LEGS		2

HARDWARE LIST

NO.	DESCRIPTION	IMAGE	QTY
H1	BOLT	 $\phi \frac{1}{4}" \times 1-1/2"$	5
H2	BOLT	 $\phi \frac{1}{4}" \times 2-3/4"$	4
H3	SPRING WASHER		9
H4	FLAT WASHER		9
H5	ALLEN KEY		1

NOTE: PO# Is located underneath/ Inside of each item. please be prepared to provide this # should any claim be necessary

CAUTION: is heavy assembly should be performed be two people.

