




Important safety instructions:


- Please carefully read all instructions before assembling the sofa.
- For your safety and ease, assembly by two or more adults is recommended.
- Keep instructions for future use.

Pre-assembly:

- Do not discard any contents until after assembly is complete to avoid accidentally discarding small parts or hardware.
- Remove all parts and hardware from box along with any plastic protective packaging.

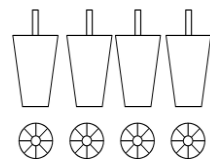
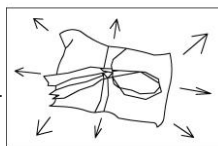
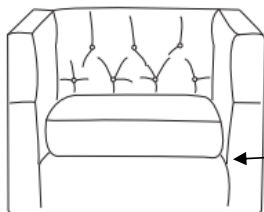
PARTS LIST

No.	DESCRIPTION	IMAGE	QTY
A	Legs		4
B	chair		1
C	Plastic washer		4

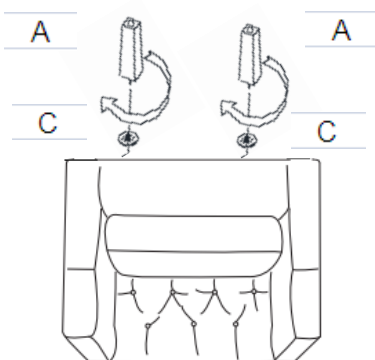


Assembly Procedures:

Step1. Assemble the sofa on a flat, soft surface such as a carpet or cloth to prevent scratching the finish. Open the cushion and take out the legs under the seat.



Step 2: Turn the chair upside down and lay on protective carpet. Screw in the legs(A) into the screw holes underneath the base using the plastic washers (C) By rotating legs clockwise.



Assembly complete



Thank you for your purchase