

**Description:** Accent Chair






**Important safety instructions:**


- Please carefully read all instructions assembling the chair.
- For your safety and ease, assembly by two or more adults is recommended.
- Keep instructions for future uses.

**Pre-assembly:**


- Do not discard any contents until after assembly is complete to avoid accidentally discarding small parts or hardware.
- Remove all parts and hardware from box along with any plastic protective packaging.

**Parts List**

Item	Description		QTY
P1	Chair		1
P2	Front Legs		2
P3	Back Legs		2
P4	Seat cushion		1
P5	Back cushion		1

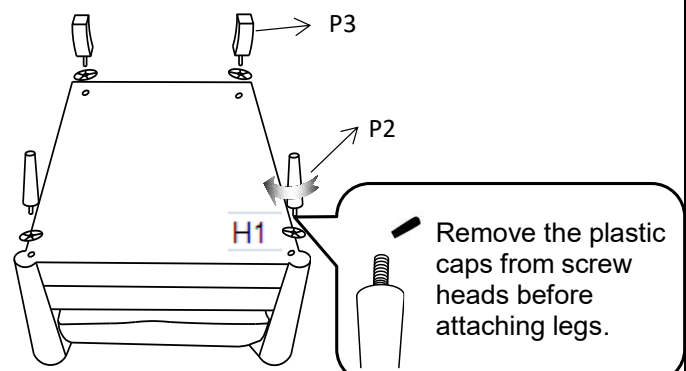
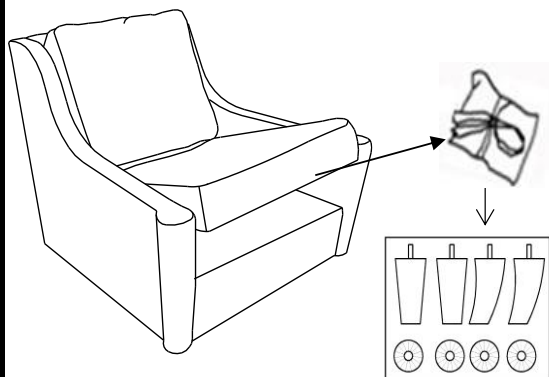


**Hardware List**

Item	Description		QTY
H1	PLASTIC WASHER		4

**Assembly Procedures:**

Step 1: Take out the legs and hardware package under the Cushion, then turn the chair upside down and lay on protective carpet. Screw in the feet (P2&P3) into the screw holes underneath the base using the plastic washers (H1).




Setp 2:

Turn the assembled chair to an upright position.

Step 3:

Put the seat cushion (P4) and the back cushion(P5) on it.Assembly is complete.

Failure to follow these instructions may cause assembly errors.



**ADDITIONAL NOTE ABOUT SAFETY:BOLTS MAY LOOSEN NORMAL EVERYADY USE.THEY SHOULD BE PERIODICALLY INSPECTED AND RE-TIGHTENED TO PREVENT DAMAGE INJURY.ALWAYS CHECK TO BE URE THAT ALL HARDWARE IS KEPT TIGHTENED.**



## **Use and Care instructions for your Madison Park Signature Furniture**

- Your wood furniture can be cleaned using a damp soft cotton cloth to wipe it down, then wipe dry with a second soft cotton cloth.
- Some spray and liquid furniture polishes can change the sheen (how shiny your furniture is) of the finish.
- If you plan to use a product like this to clean your furniture you should first test it in an inconspicuous part of the furniture.
- Upholstery should be cleaned using a quality product intended for furniture upholstery.
- It is best to not place your furniture in direct sunlight as it can fade the finish over time.
- Always lift your furniture when moving it as dragging it can cause damage.

**Thank you for your purchase**

