






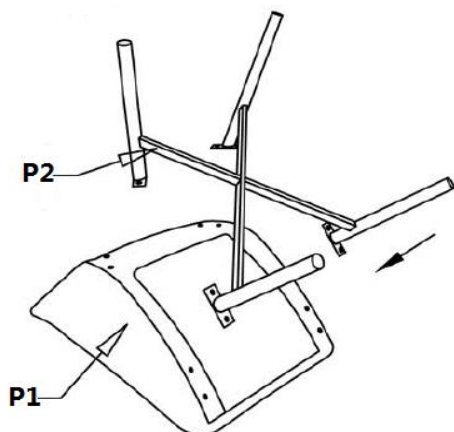
# MADISONPARK

## Assembly Instruction--- Gwen Dining Chair

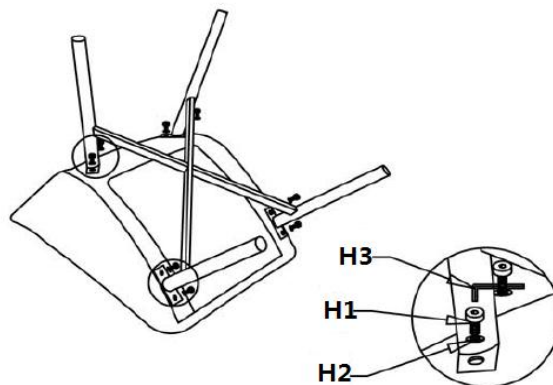
PARTS #	PARTS NAME	DRAWING	QTY
P1	Seat		1
P2	Cross Legs		1

Hardware#	PARTS NAME	DRAWING	QTY
H1	Bolts M6*20MM		8
H2	M6 Flat Washers		8
H3	M6 Allen Wrench		1

**Step1. Turn over seat P1 and put on cross legs P2.**



**Step2. Screw legs with bolt H1 and washer H2,securely tighten all bolts with Allen Wrench H3.**



**Step3. Place the chair on a level surface.**

