









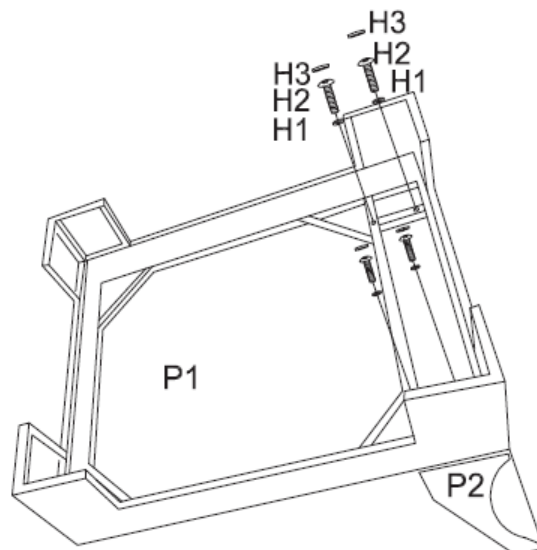
# MADISON **PARK**

## Assembly Instruction-- Scarlett Lounge

PARTS #	PARTS NAME	DRAWING	QTY
P1	Seat		1
P2	Backrest		1
P3	Back cushion		1
P4	Seat cushion		1

Hardware#	PARTS NAME	DRAWING	QTY
H1	Flat Washers		4
H2	Bolts		4
H3	Plastic bolt cap		4
H4	Allen Wrench		1

**Step1.** Place the backrest(P2) against the seat (P1) and turn over, fix backrest and seat from seat bottom by using H1, H2 ,screw tight with H4 ,then cover the cap(H3) on the bolt.



**Step2.** Upright the lounge on a level surface and place the back cushion(P3) and seat cushion(P4) on it .

