

MADISONPARK BRENNAN STACKING SHELF

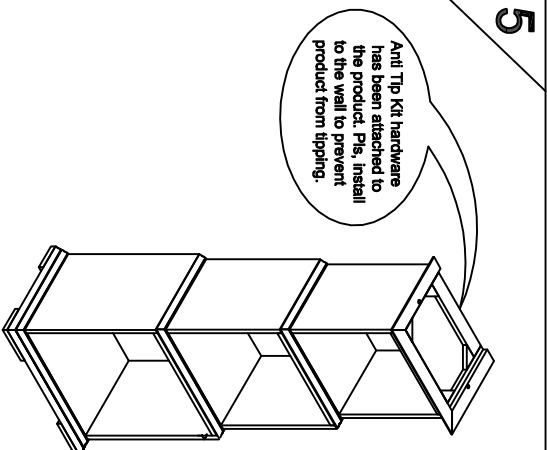
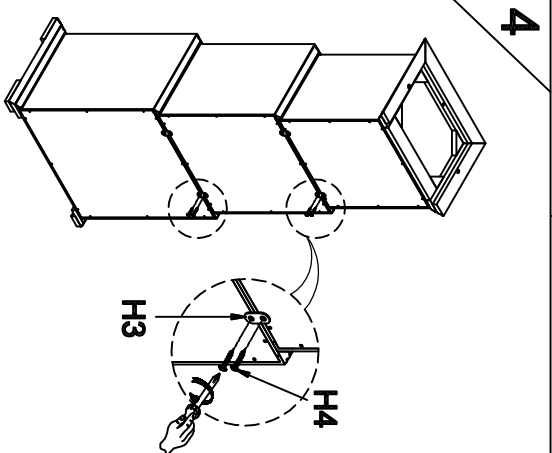
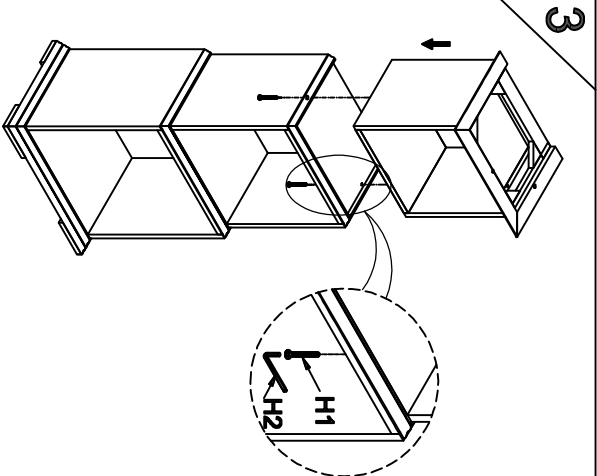
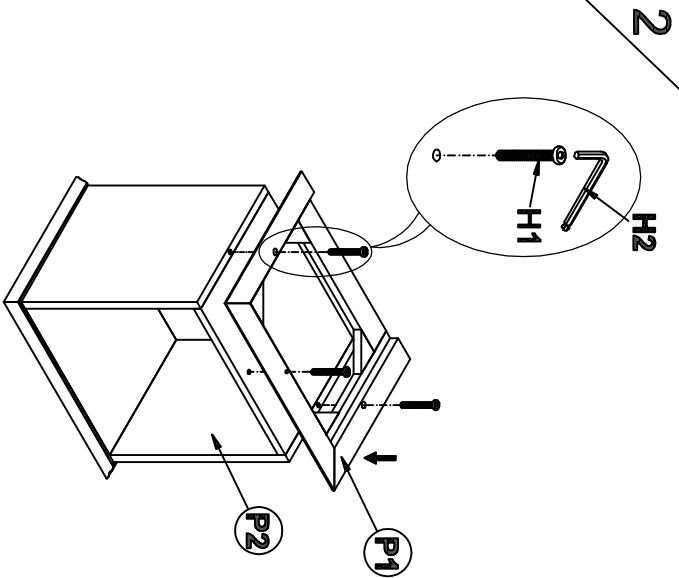
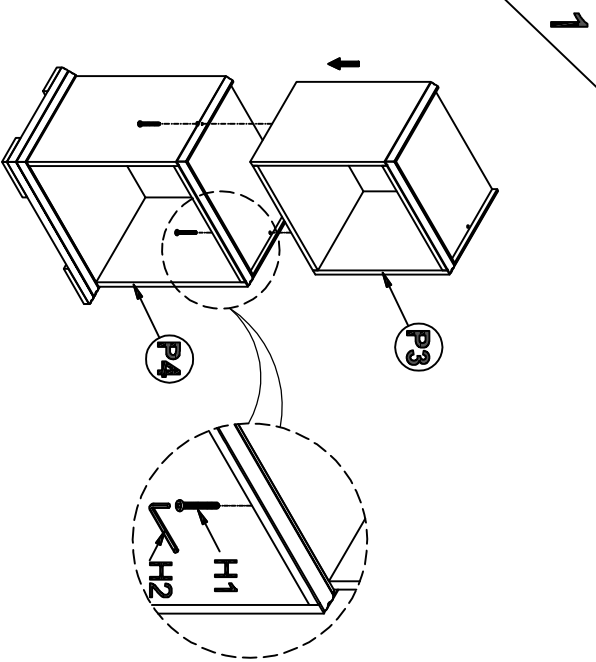
Assembly instructions:

PARTS LIST

| No. | DESCRIPTION | IMAGE | QTY |
|-----|-------------|-------|-----|
| P1 | TOP FRAME | | 1 |
| P2 | BOX 1 | | 1 |
| P3 | BOX 2 | | 1 |
| P4 | BOX 3 | | 1 |

HARDWARE LIST

| No. | DESCRIPTION | IMAGE | QTY |
|-----|-----------------|-------|--------------|
| H1 | Bolt 1/4"x30mmL | | 7 |
| H2 | Allen Key | | 1 |
| H3 | Metal Plate | | 4 |
| H4 | Screw | | 8 |
| H5 | ANTI TIP KIT | | 1 Set |
| H6 | Screw Driver | | Not Provided |



ASSEMBLED COMPLETE

NOTE: PO# is located underneath/ inside of each item. Please be prepared to provide this # should any claim be necessary.
CAUTION: Item is heavy assembly should be performed by two people.