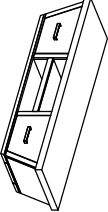







# MADISONPARK MONICA MEDIA CREDENZA

Assembly instructions:

## PARTS LIST

No.	DESCRIPTION	IMAGE	QTY
P1	TOP UNIT		1
P2	LEGS		4

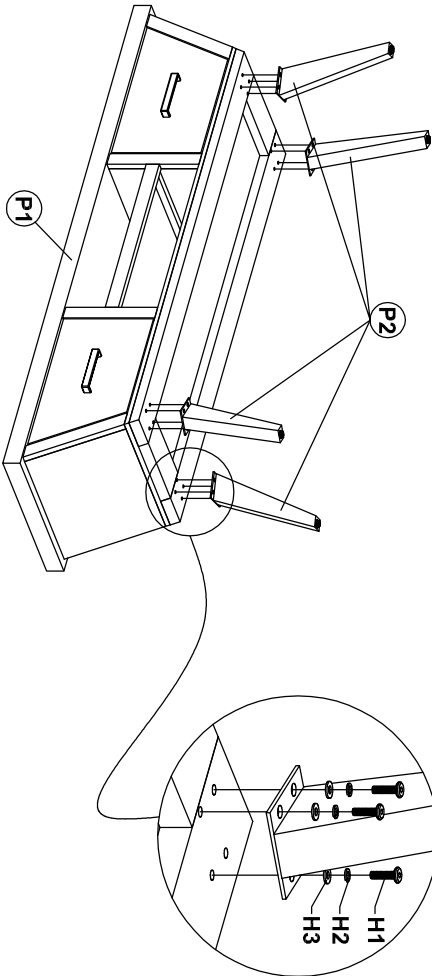
## HARDWARE LIST

No.	DESCRIPTION	IMAGE	QTY
H1	M6x15 BOLT		16
H3	SPRING WASHER		16
H4	FLAT WASHER		16
H5	ALLEN KEY		1

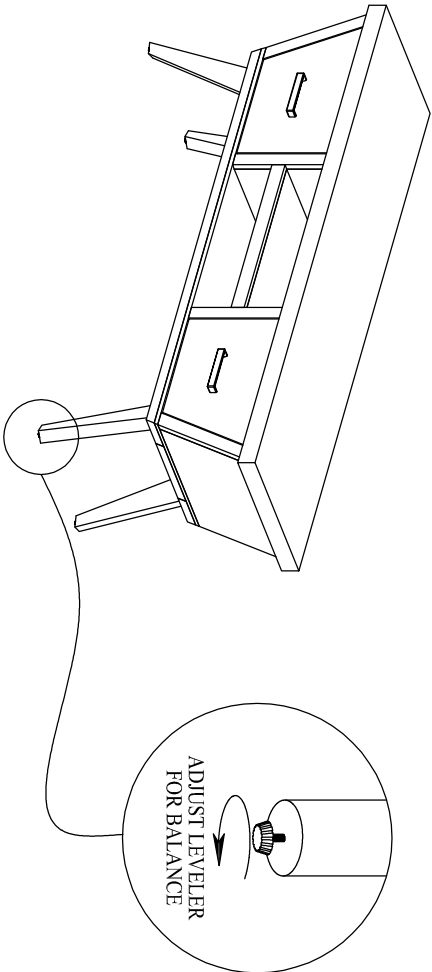
**NOTE:** PO# is located underneath/ at the back panel of each item. Please be prepared to provide this # should any claim be necessary.

**CAUTION:** Item is heavy. Assembly should be performed by two people.

1



2



ASSEMBLED COMPLETE