

PARTS LIST

No.	DESCRIPTION	IMAGE	QTY
P1	SIDE FRAME		2
P2	TOP PANEL		1
P3	SHELF PANELS		4
P4	STRETCHER		1

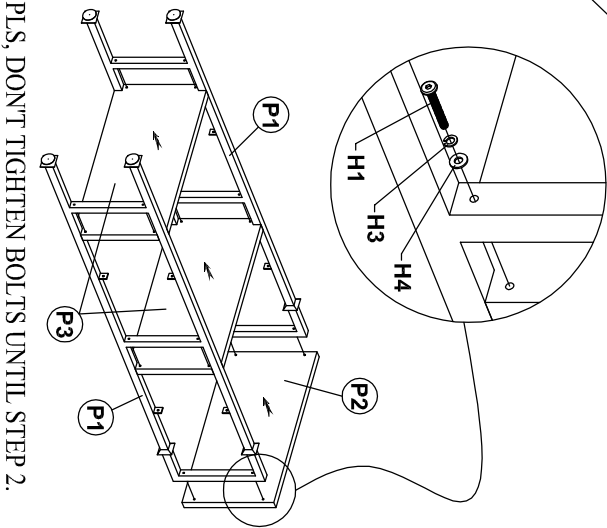
HARDWARE LIST

No.	DESCRIPTION	IMAGE	QTY
H1	M6x50 BOLT		12
H2	M6x20 BOLT		12
H3	SPRING WASHER		24
H4	FLAT WASHER		24
H5	ALLEN KEY		1
H6	ANTI TIP KIT		1 SET
H7	SCREW DRIVER		NOT PROVIDE

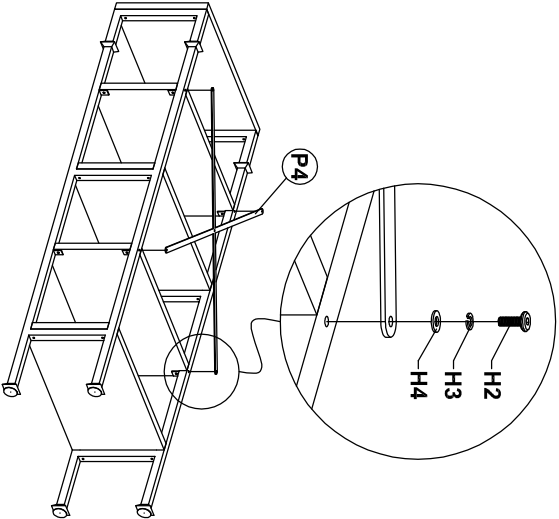
NOTE: PO# is located underneath/ at the back panel of each item. Please be prepared to provide this # should any claim be necessary.

CAUTION: Item is heavy. Assembly should be performed by two people.

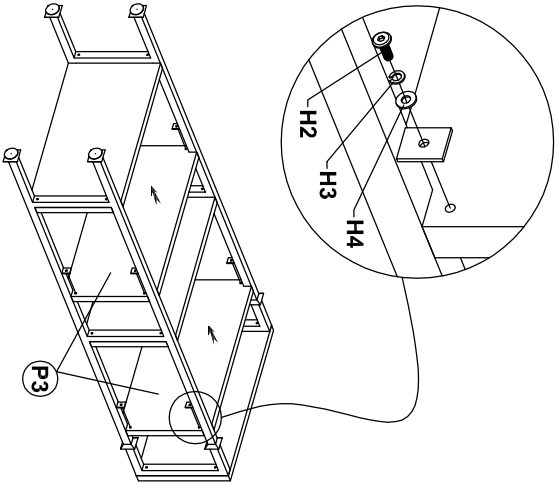
1



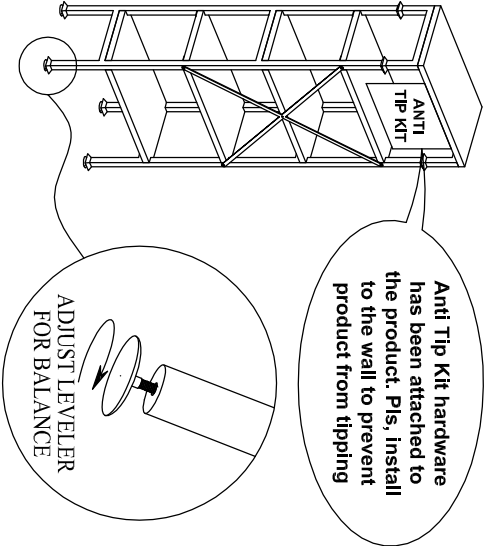
3



2



4



ASSEMBLED COMPLETE