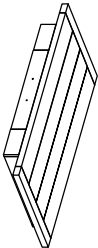

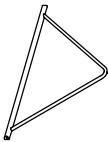







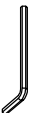


MADISONPARK

PIPER DESK

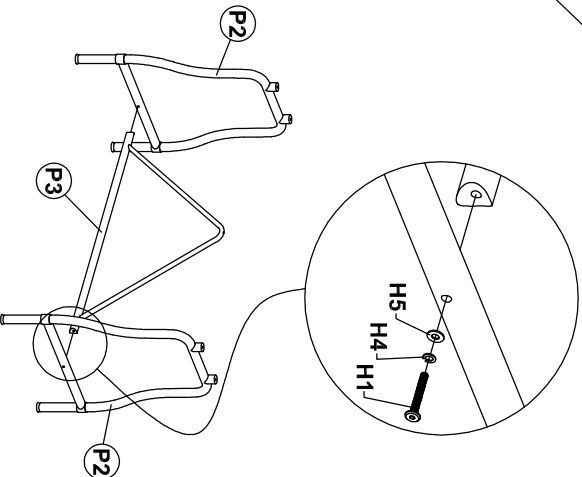
Assembly instructions :

PARTS LIST			
No.	DESCRIPTION	IMAGE	QTY
P1	TOP UNIT		1
P2	LEG FRAMES		2
P3	STRETCHER		1

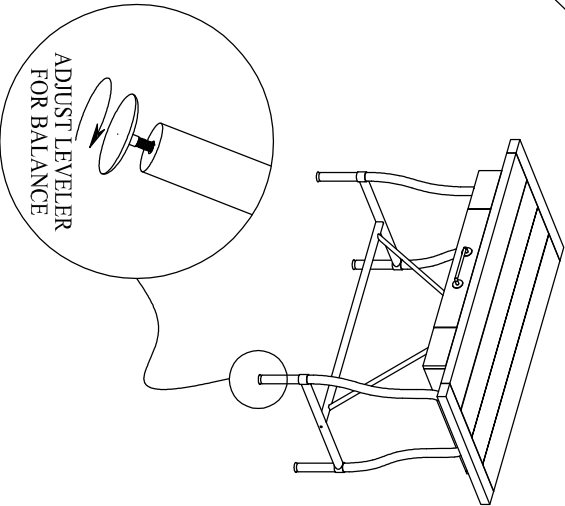
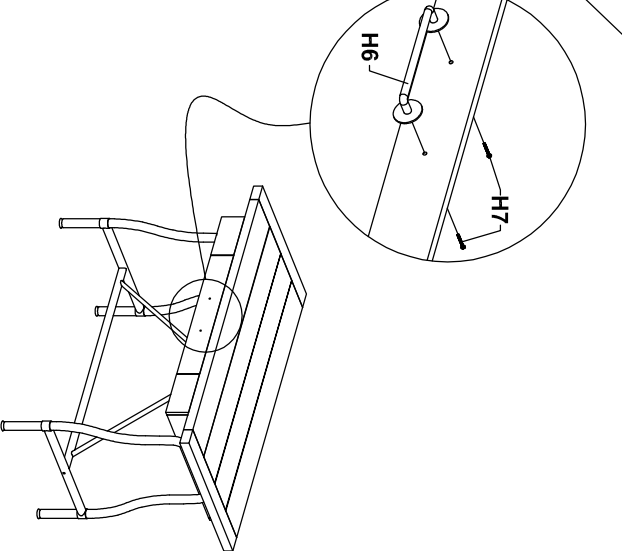
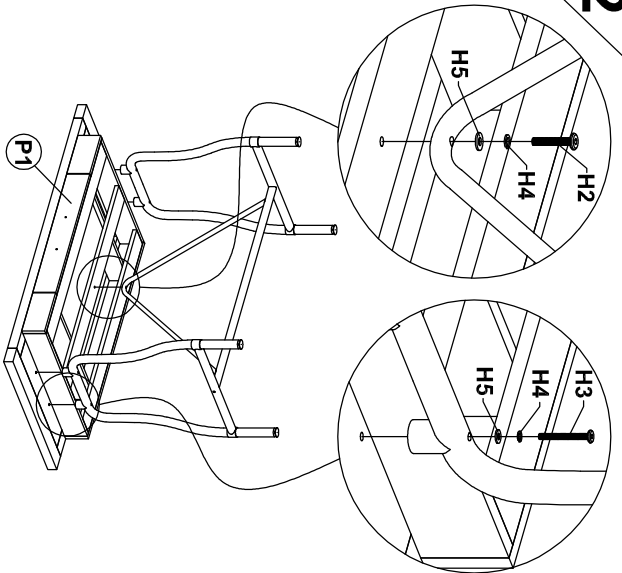
HARDWARE LIST			
No.	DESCRIPTION	IMAGE	QTY
H1	M6x50 BOLT		2
H2	M6x30 BOLT		1
H3	M6x70 BOLT		4
H4	SPRING WASHER		7
H5	FLAT WASHER		7
H6	HANDLE		1
H7	M4x25 BOLT		2
H8	ALLEN KEY		1

NOTE: PO# is located underneath/ at the back panel of each item. Please be prepared to provide this # should any claim be necessary.

CAUTION: Item is heavy. Assembly should be performed by two people.



PLS, DON'T TIGHTEN BOLTS UNTIL STEP 2.



ASSEMBLED COMPLETE