

MADISON PARK® PARKER DESK

Assembly instructions :

PARTS LIST

No.	DESCRIPTION	IMAGE	QTY
P1	TOP		1
P2	LEFT LEG		1
P3	RIGHT LEG		1
P4	BASE		1

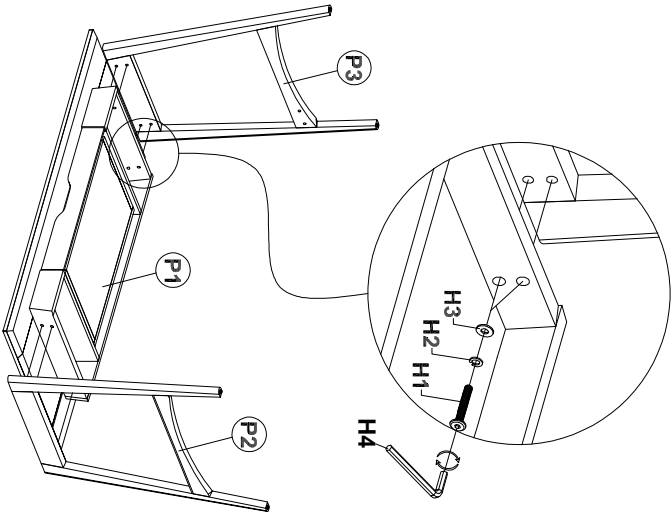
HARDWARE LIST

No.	DESCRIPTION	IMAGE	QTY
H1	BOLT ($\phi 1/4"$ x 38mm)		12
H2	SPRING WASHER ($\phi 1/4"$ x 11mm)		12
H3	FLAT WASHER ($\phi 1/4"$ x 16mm)		12
H4	ALLEN KEY (M4 x 60mm)		1

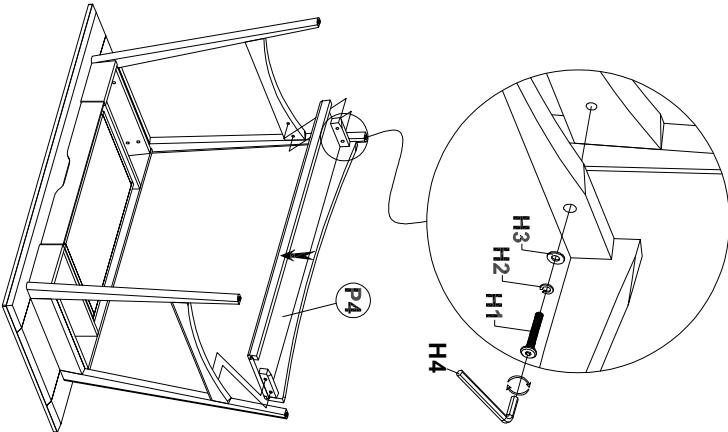
NOTE: PO # is located underneath/ at the back side of each item. Please be prepared to provide this # should any claim be necessary.

CAUTION: Item is heavy. Assembly should be performed by two people.

1

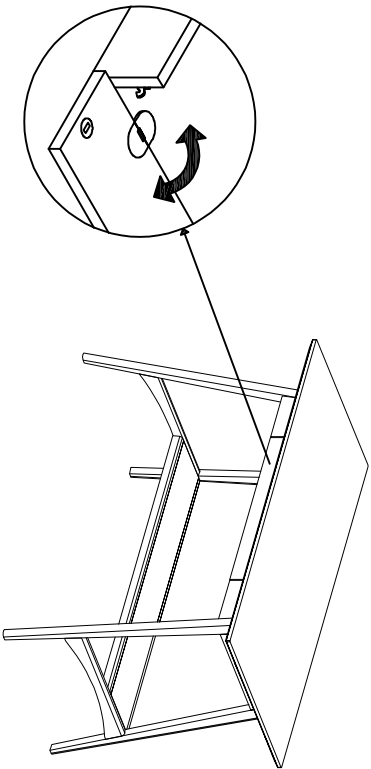


2



PLS, DON'T TIGHTEN BOLTS UNTIL LAST STEP.

3



PRESS THESE MECHANISMS TO OPEN DRAWER DROP FACE PANEL

ASSEMBLY COMPLETED