



Important safety instructions:

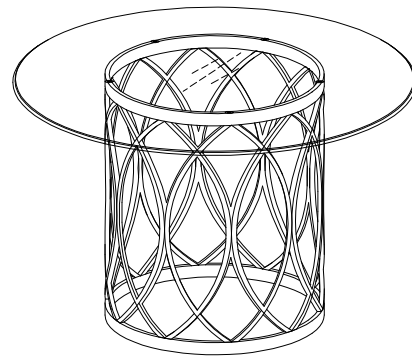
- Please carefully read all instructions before assembling.
- Keep instructions for future use.

Pre-assembly:

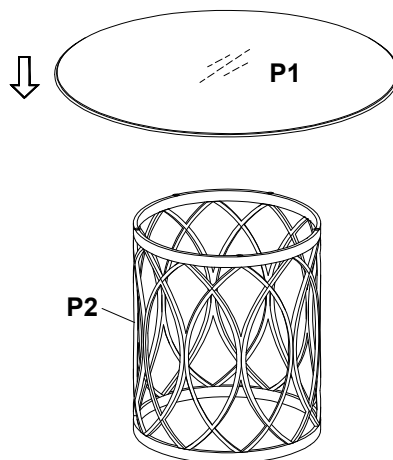
- Do not discard any contents until after assembly is complete to avoid accidentally discarding small parts or hardware.
- Remove all parts and hardware from box along with any plastic protective packaging.

Parts List

Item	Description		QTY
P1	Glass Top		1
P2	Table Base		1

**Assembly Procedures:**

Assembled the table on a flat, soft surface such as a carpet or cloth to prevent scratching the finish. Carefully open the glass top carton and gently lay the glass top (P1) on the table base (P2) as shown below. Assembly is complete.



Thank you for your purchase