



# MADISON**PARK** MID MOD ROUND END TABLE

Assembly instructions:

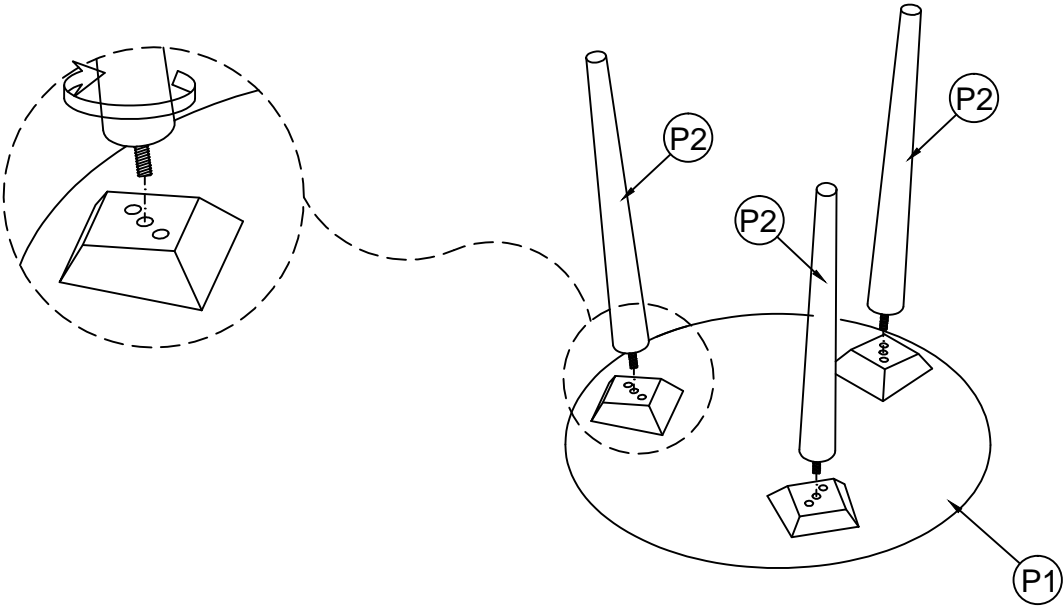
PARTS LIST

No.	DESCRIPTION	IMAGE	QTY
P1	TABLE TOP		1
P2	LEGS		3


NOTE: PO# is located underneath/ inside of each item. Please be prepared to provide this # should any claim be necessary.

CAUTION: Item is heavy assembly should be performed by two people.

1



2



ASSEMBLED COMPLETE