
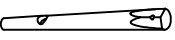










MADISONPARK INTERSECT NESTING TABLES S/2

Assembly instructions:

PARTS LIST

No.	DESCRIPTION	IMAGE	QTY
P1	TABLE TOP		1
P2	LEGS (L/R)		2
P3	LEG		1
P4	STREETCHER		1
P5	STREETCHER		1

HARDWARE LIST

No.	DESCRIPTION	IMAGE	QTY
H1	BOLT		3
H2	SPRING WASHER		3
H3	FLAT WASHER		3
H4	ALLEN KEY		1
H5	WOOD SCREW		4

NOTE: PO# is located underneath/ inside of each item. Please be prepared to provide this # should any claim be necessary.

CAUTION: Item is heavy assembly should be performed by two people.

