


#### Important safety instructions:


- Please carefully read all instructions before assembling the table.
- For your safety and ease, assembly by two or more adults is recommended.

#### Pre-assembly:

- Do not discard any contents until after assembly is complete to avoid accidentally discarding small parts or hardware.
- Remove all parts and hardware from box along with any plastic protective packaging.

#### Hardware List

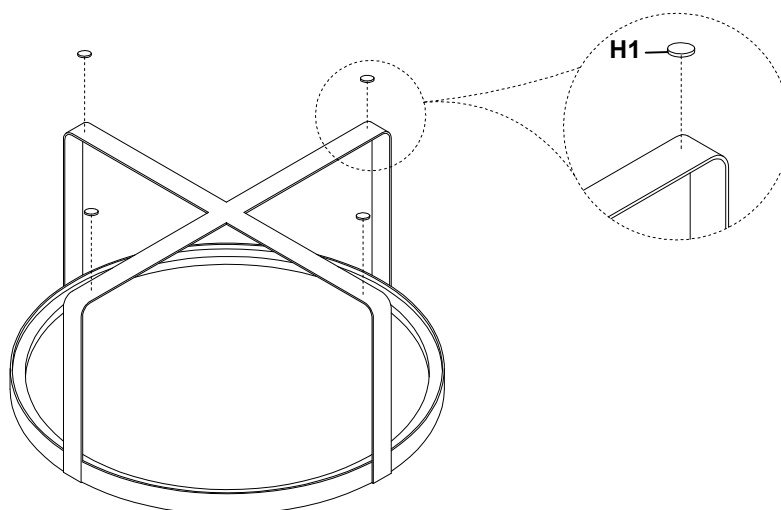
Item	Description		QTY
H1	Pads		4
Note: Total 8pcs, keep extra 4pcs for future use.			



#### Assembly Procedures:

1. Assemble the table on a flat, soft surface such as a carpet or cloth to prevent scratching the finish. Place the pads (H1) on the bottom of table as shown below.
2. Turn the table to an upright position by two or more adults is recommended.

(H1)x4    Pads    



Thank you for your purchase