

# MADISONPARK ASSEMBLY INSTRUCTIONS

Description: Melrose Coffee Table



## Important safety instructions:

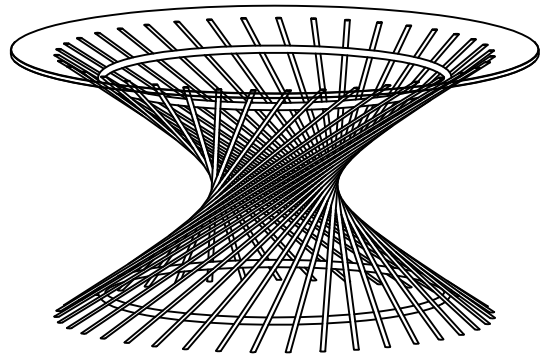
- Please carefully read all instructions before assembling the table.
- For your safety and ease, assembly by two or more adults is recommended.
- Keep instructions for future use.

## Pre-assembly:


- Do not discard any contents until after assembly is complete to avoid accidentally discarding small parts or hardware.
- Remove all parts and hardware from box along with any plastic protective packaging.

## Parts List

Item	Description		QTY
1.	Glass Top		1
2.	Metal Base		1



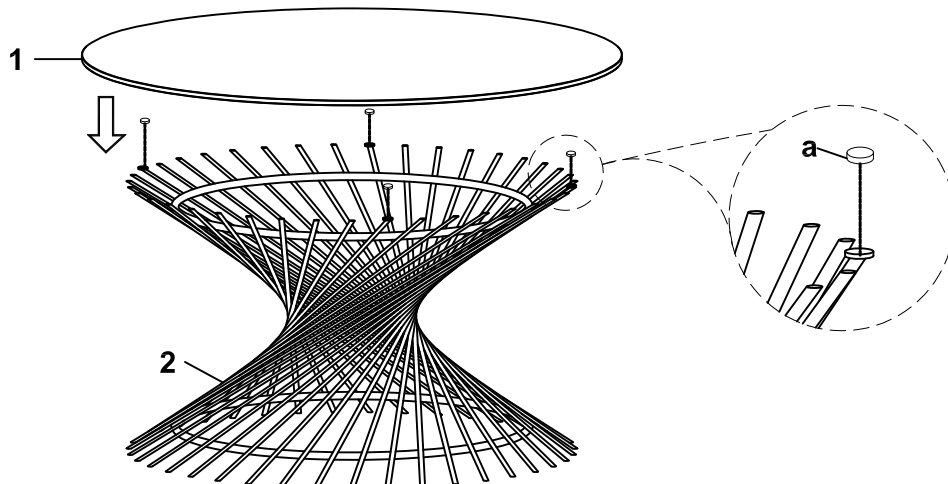
## Hardware List

Item	Description		QTY
a	Clear Plastic Pads		4

## Assembly Procedures:

Step 1. Assembled the table on a flat, soft surface such as a carpet or cloth to prevent scratching the finish.

- 1) Place each clear plastic pad (a) on the top of metal base (2) as shown below.
- 2) Gently lay the glass top (1) on the metal base (2).
- 3) Assembly is complete. .



Thank you for your purchase