

# MADISON **PARK** ASSEMBLY INSTRUCTIONS

Description: Wire Ball Table






## Important safety instructions:


- Please carefully read all instructions before assembling the table.
- For your safety and ease, assembly by two or more adults is recommended.
- Keep instructions for future use.

## Pre-assembly:





- Do not discard any contents until after assembly is complete to avoid accidentally discarding small parts or hardware.
- Remove all parts and hardware from box along with any plastic protective packaging.

## Parts List

Item	Description		QTY
A	Top Frame		1
B	Middle Frame		1
C	Bottom Frame		1
D	Post		1
E	Mirror		1

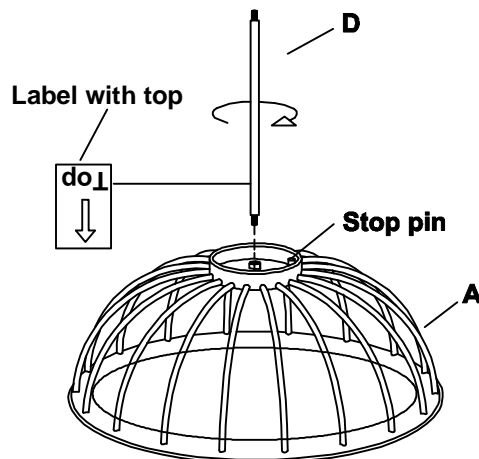


## Hardware List

Item	Description		QTY
a	Nut Ø1/4"		1
b	Lock Washers Ø1/4"		1
c	Flat Washers Ø1/4"		1
d	Open Wrench 1/4"		1

## Assembly Procedures:

Step 1. Turn over the top frame (A) on a flat, soft surface such as a carpet or cloth to prevent scratching the finish. Attach post (D) to the top frame (A) following the label "TOP" on the top of post as shown below. Securely tighten the post (D).



### Step 2.

1) Attach middle frame (B) and bottom frame (C) to the top frame (A) through the post (D) lining up the stop pin on the top frame (A), middle frame (B) and bottom frame (C) as shown below. Securely tighten the nut with open wrench (d).

(a)x1 Nut Ø1/4"



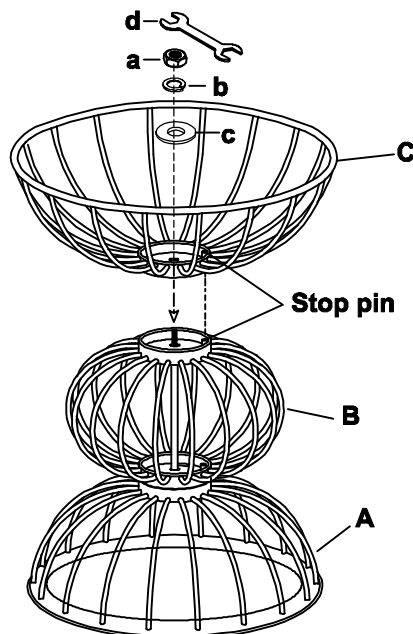
(b)x1 Lock Washers Ø1/4"



(c)x1 Flat Washers Ø1/4"



(d)x1 Open Wrench 1/4"




### Step 3.

1) Turn the assembled table to an upright position.

2) Gently lay the mirror (E) on the table top as shown below.

3) Assembly is complete. **Failure to follow these instructions may cause the bolts to misalign during assembly.**



ADDITIONAL NOTE ABOUT SAFETY: BOLTS MAY LOOSEN DURING NORMAL EVERYDAY USE. THEY SHOULD BE PERIODICALLY INSPECTED AND RE-TIGHTENED TO PREVENT DAMAGE OR INJURY. ALWAYS CHECK TO BE SURE THAT ALL HARDWARE IS KEPT TIGHTENED.

**Thank you for your purchase**