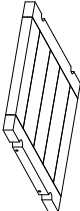

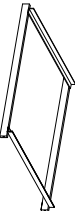
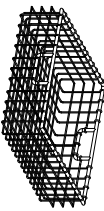






MADISONPARK PIPER SIDE TABLE

Assembly instructions:

PARTS LIST

No.	DESCRIPTION	IMAGE	QTY
P1	TOP FRAME		1
P2	LEG FRAMES		2
P3	BOTTOM FRAME		1
P4	METAL BASKET		1

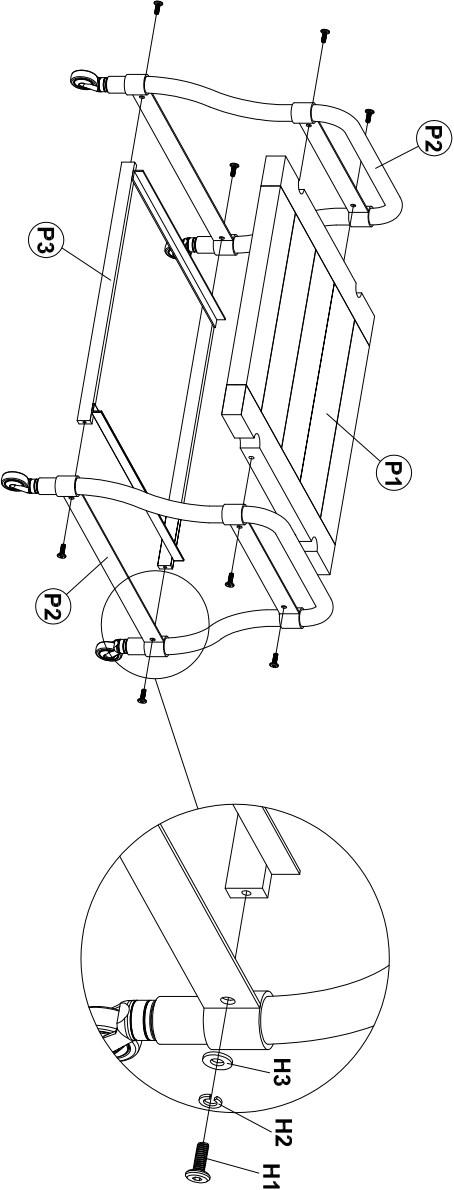
HARDWARE LIST

No.	DESCRIPTION	IMAGE	QTY
H1	6x20 BOLT		8
H2	SPRING WASHER		8
H3	FLAT WASHER		8
H4	ALLEN KEY		1

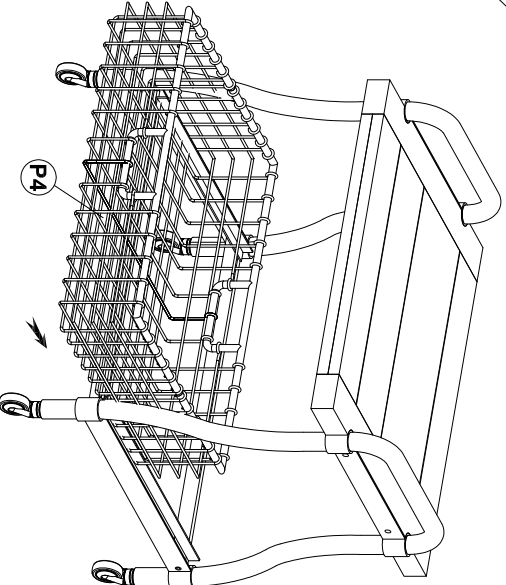
NOTE: PO# is located underneath/ inside of each item. Please be prepared to provide this # should any claim be necessary.

CAUTION: Item is heavy assembly should be performed by two people.

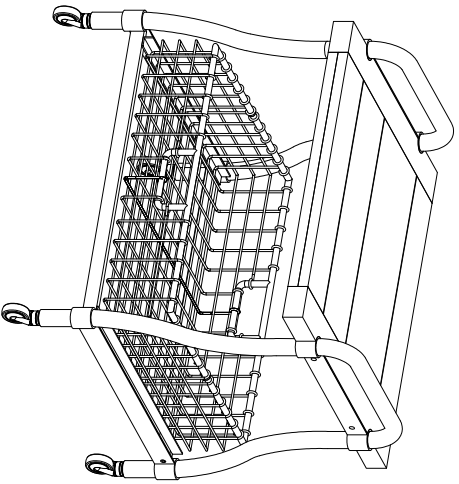
1



2



3



ASSEMBLED COMPLETE

1/1