










MADISONPARK® DRESDEN QUEEN HEADBOARD

Assembly instructions:

PART LIST

No.	DESCRIPTION	IMAGE	QTY
P1	HB PANEL		1
P2	LEG		2

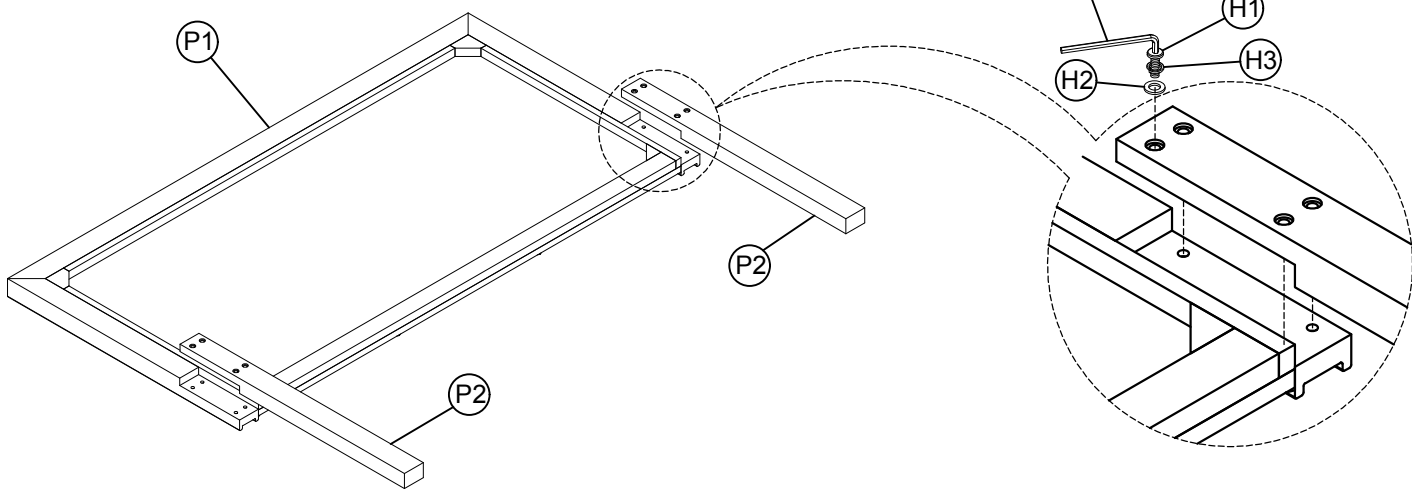
HARDWARE LIST

No.	DESCRIPTION	IMAGE	QTY
H1	BOLT 1/4" * 30mm		8
H2	FLAT WASHER Ø12*1.5		8
H3	SPRING WASHER Ø12*1.5		8
H4	ALLEN KEY		1
H5	BOLT 5/16" * 25		6
H6	FLAT WASHER Ø19*1.5		6
H7	SPRING WASHER Ø16*1.5		6

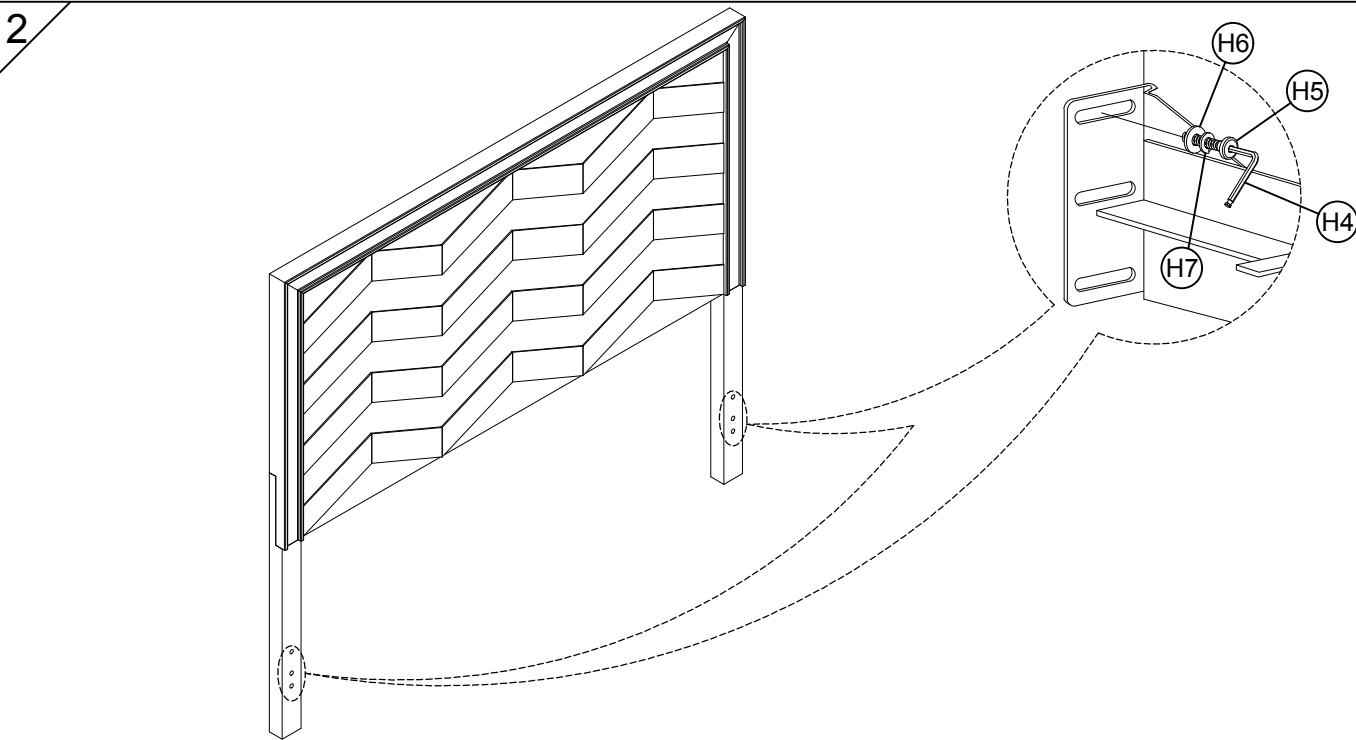
NOTE: PO# is located underneath/ at the back side of each item. Please be prepared to provide this # should any claim be necessary.

CAUTION: Item is heavy. Assembly should be performed by two people.

1



2



ASSEMBLY COMPLETED